

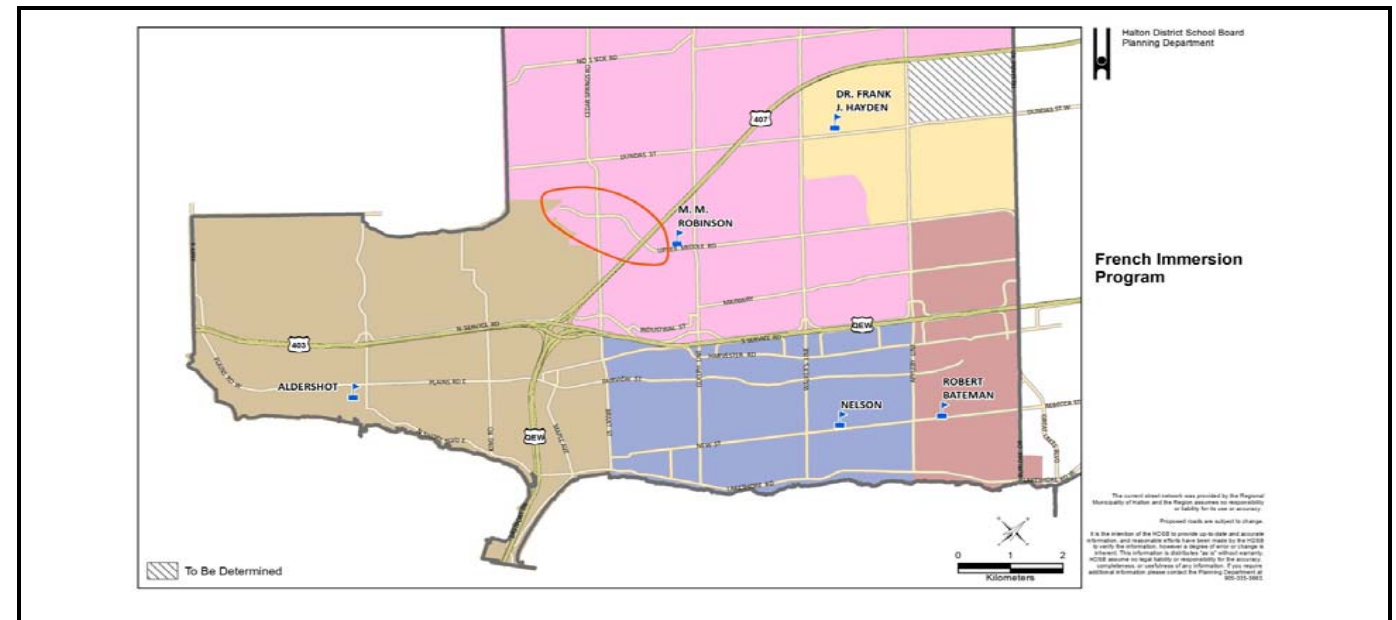
**RATIONALE:** A staff request. (Feb, 2017)

**ISSUES:**  
 Potential PAR for the Aldershot and Burlington Central communities  
 ESL and FI programs added to Robert Batemans HS  
 EXTJ program moved to M.M. Robinson HS  
 Dr. Frank J. Hayden SS near Total Capacity,  
 Aldershot HS reaches Total Capacity.

**NOTES:**  
 Aldershot HS: Boundary expands east to Brant St.  
 Aldershot HS: Utilization rates increase to 142% by 2020, then it is expected to decline. Classrooms available in the elementary facility.  
 Burlington Central HS: **Closes in June 2018.**  
 Nelson HS: Boundary expands west to Brant St. FI Boundary is reduced to Appleby Line.  
 Nelson HS: Utilization rates expected to decrease to 86% by 2020.  
 Robert Bateman HS: FI and ESL programs added.  
 Robert Bateman HS: Boundary to expand north of QEW to Upper Middle Road.  
 Robert Bateman HS: Utilization rates expected to increase to 81% by 2020.  
 M.M. Robinson HS: Boundary to include Kilbride PS catchment and Florence Meares PS catchment south of the pipeline.  
 M.M. Robinson HS: EXTJ program is added.

School	Program	OTG	Port Cap	Total	2016	2017	2018	2019	2020	2021	2022	2023	2024	2025	2026
					<b>Aldershot HS</b> Grades 9-12										
	ENG	558	10	768	337	358	652	668	641	614	605	592	600	591	605
	FI				99	106	140	144	151	167	170	174	169	158	168
	<b>Total</b>				<b>436</b>	<b>464</b>	<b>791</b>	<b>812</b>	<b>792</b>	<b>780</b>	<b>775</b>	<b>766</b>	<b>769</b>	<b>749</b>	<b>773</b>
<b>Available / Shortage of Pupil Places</b>					122	94	-233	-254	-234	-222	-217	-208	-211	-191	-215
<b>Percent Utilization</b>					78%	83%	142%	145%	142%	140%	139%	137%	138%	134%	138%
<b>Burlington Central HS</b> <b>Closed</b>															
	ENG	870	6	996	542	532	0	0	0	0	0	0	0	0	0
	FI				54	61	0	0	0	0	0	0	0	0	0
	<b>Total</b>				<b>596</b>	<b>593</b>	<b>0</b>	<b>0</b>	<b>0</b>	<b>0</b>	<b>0</b>	<b>0</b>	<b>0</b>	<b>0</b>	<b>0</b>
<b>Available</b>					274	277	870	870	870	870	870	870	870	870	
<b>Percent Utilization</b>					69%	68%	0%	0%	0%	0%	0%	0%	0%	0%	
<b>Nelson HS</b> Grades 9-12, Secondary Gifted Placement															
	ENG	1341	12	1593	867	890	1042	1010	1003	984	956	970	955	947	931
	FI				139	170	134	137	156	176	191	202	197	182	168
	<b>Total</b>				<b>1006</b>	<b>1060</b>	<b>1176</b>	<b>1147</b>	<b>1159</b>	<b>1160</b>	<b>1147</b>	<b>1172</b>	<b>1151</b>	<b>1128</b>	<b>1099</b>
<b>Available Pupil Places</b>					335	281	165	194	182	181	194	169	190	213	242
<b>Percent Utilization</b>					75%	79%	88%	86%	86%	87%	86%	87%	86%	84%	82%
<b>Robert Bateman HS</b> Grades 9-12, ESL Program, IB Program															
	ENG	1323	3	1386	560	519	690	701	685	656	632	622	599	623	623
	FI				0	0	104	131	164	178	195	208	204	191	170
	SC-SPED				226	228	224	224	226	227	225	222	221	222	219
	<b>Total</b>	<b>786</b>	<b>747</b>	<b>1019</b>	<b>1056</b>	<b>1075</b>	<b>1062</b>	<b>1051</b>	<b>1051</b>	<b>1024</b>	<b>1036</b>	<b>1012</b>			
<b>Available / Shortage of Pupil Places</b>					537	576	304	267	248	261	272	272	299	287	311
<b>Percent Utilization</b>					59%	56%	77%	80%	81%	80%	79%	79%	77%	78%	76%

\*At peak enrolment, Aldershot Elementary PS is projected to have 10 rooms available, or and addition of 210 pupil places.



**NOTES CON'T:**

M.M. Robinson HS: Utilization rates are expected to increase to 95% by 2020 and continue to increase until 2021.  
 Lester B. Pearson HS: **Closes in June 2018.**  
 Dr. Frank J. Hayden SS: Boundary is reduced to exclude the Kilbride PS catchment John William Boich PS south of Upper Middle Road and Florence Meares PS catchment south of the pipeline.  
 Dr. Frank J. Hayden SS: Utilization rates decreases to 119% by 2020 but will increase until 2021 to above Total Capacity.  
 TDB: Not assigned

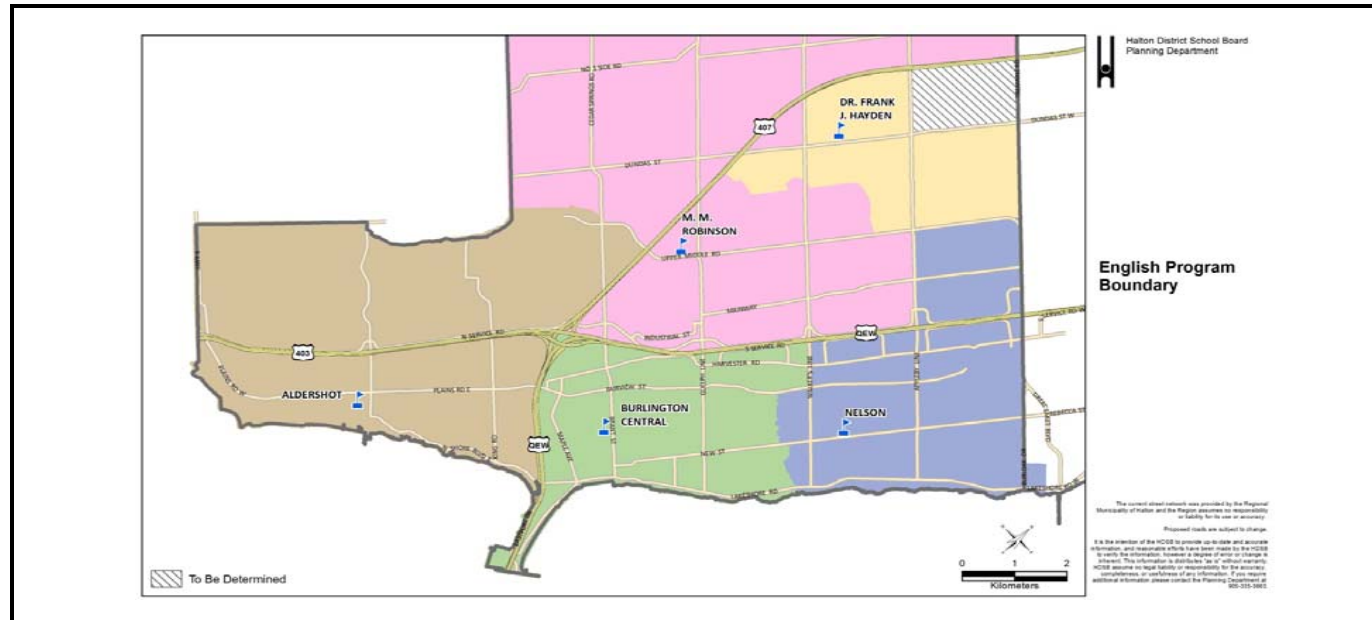
**IMPACTS ON ELEMENTARY SCHOOLS**

Burlington Elem PS: Split grade 8 cohort between Nelson HS and Aldershot HS.  
 Florence Meares PS: Split grade 8 cohort between M.M. Robinson HS and Dr. Frank J. Hayden HS.  
 Charles R. Beaudoin PS: Split grade 8 cohort between M.M. Robinson HS (FI) and Dr. Frank J. Hayden SS (FI, ENG)  
 John William Boich PS: Split grade 8 cohort between Dr. Frank J. Hayden SS and Robert Bateman HS  
 C.H. Norton PS: Unified cohort.

**RESULTS**

By 2020, there will be approximately shortage of 42 pupil places overall; south of the QEW will have a 196 available pupil places and north of the QEW to have a shortage of 154 pupil places. Overall a reduction of 1512 secondary pupil places.

School	Program	OTG	Port Cap	Total	2016	2017	2018	2019	2020	2021	2022	2023	2024	2025	2026			
					<b>M.M. Robinson HS</b> Grades 9-12													
	ENG	1347	12	1599	568	531	1099	1058	1011	1040	1001	958	959	927	904			
	FI				112	106	158	175	178	208	209	215	217	208	206			
	EXTJ				0	0	52	59	55	56	57	54	55	53	52			
	SC-SPED				32	32	32	32	32	32	32	32	32	32	32			
	<b>Total</b>				<b>712</b>	<b>669</b>	<b>1341</b>	<b>1324</b>	<b>1276</b>	<b>1337</b>	<b>1299</b>	<b>1258</b>	<b>1263</b>	<b>1220</b>	<b>1193</b>			
<b>Available Pupil Places</b>					635	678	6	23	71	10	48	89	84	127	154			
<b>Percent Utilization</b>					53%	50%	100%	98%	95%	99%	96%	93%	94%	91%	89%			
<b>Lester B. Pearson HS</b> <b>Closed</b>																		
	ENG	642	14	936	346	333	0	0	0	0	0	0	0	0	0			
	EXTJ				46	46	0	0	0	0	0	0	0	0	0			
	<b>Total</b>				<b>392</b>	<b>379</b>	<b>0</b>	<b>0</b>	<b>0</b>	<b>0</b>	<b>0</b>	<b>0</b>	<b>0</b>	<b>0</b>	<b>0</b>			
<b>Available Pupil Places</b>					250	263	642	642	642	642	642	642	642	642				
<b>Percent Utilization</b>					61%	59%	0%	0%	0%	0%	0%	0%	0%	0%				
<b>Dr. Frank J. Hayden SS</b> Grades 9-12																		
	ENG	1194	12	1446	1285	1378	1057	1069	1088	1110	1098	1076	1058	1004	971			
	FI				251	276	280	300	331	337	338	341	313	309	295			
	<b>Total</b>				<b>1536</b>	<b>1654</b>	<b>1337</b>	<b>1369</b>	<b>1418</b>	<b>1446</b>	<b>1436</b>	<b>1417</b>	<b>1371</b>	<b>1313</b>	<b>1266</b>			
<b>Available / Shortage of Pupil Places</b>					-342	-460	-143	-175	-224	-252	-242	-223	-177	-119	-72			
<b>Percent Utilization</b>					129%	139%	112%	115%	119%	121%	120%	119%	115%	110%	106%			
<b>TBD</b> Grades 9-12																		
	ENG				0	0	0	0	0	8	16	25	34	44	46			
	FI				0	0	0	0	0	1	3	4	6	8	8			
	<b>Total</b>				<b>0</b>	<b>0</b>	<b>0</b>	<b>0</b>	<b>0</b>	<b>9</b>	<b>19</b>	<b>29</b>	<b>40</b>	<b>52</b>	<b>54</b>			
<b>Total</b>					<b>7275</b>	<b>69</b>	<b>8724</b>	<b>5464</b>	<b>5565</b>	<b>5665</b>	<b>5707</b>	<b>5721</b>	<b>5795</b>	<b>5727</b>	<b>5694</b>	<b>5619</b>	<b>5498</b>	<b>5396</b>

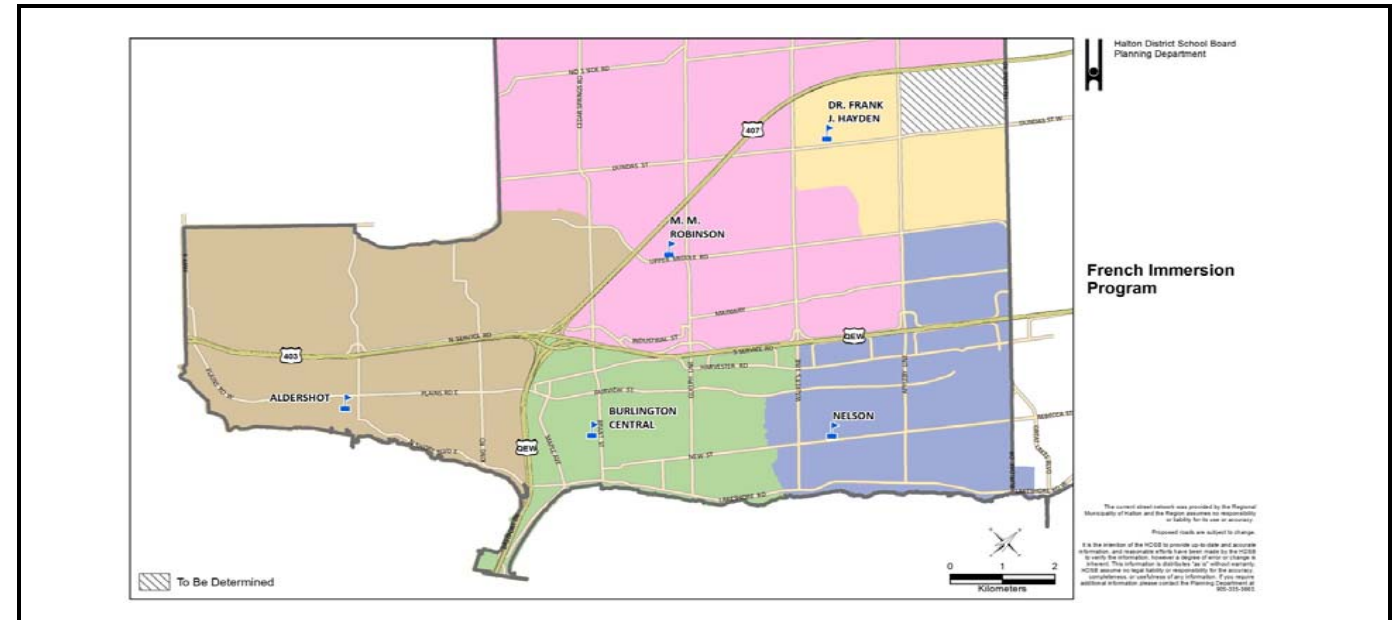


**RATIONALE:** A Planning Modified Option (Feb 2017)  
**ISSUES:**  
 EXTF program added to M.M. Robinson HS.  
 SC-SPED, Essential programs relocates from Robert Bateman HS to M.M. Robinson HS.  
 IB program relocates from Robert Bateman HS to Nelson HS.  
 Gifted placements relocates from Nelson HS to Aldershot HS.  
 Dr. Frank J. Hayden SS reaches Total Capacity in 2021.

**NOTES:**  
 Aldershot HS: Boundary expands north to include the areas south of Upper Middle Road and west of the 407 ETR.  
 Aldershot HS: Secondary Gifted placements added.  
 Aldershot HS: Utilization rates increase to 125% by 2020, then expected to decrease.  
 Burlington Central HS: Boundary expands east to include all of Tecumseh PS and portions of John T. Tuck PS east to Woodview Rd and Tuck Creek.  
 Burlington Central HS: Utilization rates increase to 97% by 2020, then expected to increase to 2024.  
 Nelson HS: Boundary expands west to include areas east of Appleby Line and south of Upper Middle Road.  
 Nelson HS: Utilization rates expected to increase to 98%, by 2020, and continue to decline.  
 Robert Bateman HS: Closes June 2018.

	Program	OTG	Port Cap	Total	2016	2017	2018	2019	2020	2021	2022	2023	2024	2025	2026	
Aldershot HS* Grades 9-12, Secondary Gifted Placement	ENG	558	10	768	337	358	572	583	587	561	532	506	475	460	459	
	FI				99	106	114	115	111	120	121	126	123	116	125	
	<b>Total</b>				<b>436</b>	<b>464</b>	<b>685</b>	<b>698</b>	<b>698</b>	<b>680</b>	<b>653</b>	<b>632</b>	<b>599</b>	<b>575</b>	<b>584</b>	
	<b>Available/Shortage of Pupil Places</b>					122	94	-127	-140	-140	-122	-95	-74	-41	-17	-26
	<b>Percent Utilization</b>					78%	83%	123%	125%	125%	122%	117%	113%	107%	103%	105%
Burlington Central HS** ESL Program	ENG	870	6	996	542	532	770	754	732	726	732	742	771	760	755	
	FI				54	61	92	96	116	136	142	144	140	129	128	
	<b>Total</b>				<b>596</b>	<b>593</b>	<b>862</b>	<b>850</b>	<b>848</b>	<b>863</b>	<b>873</b>	<b>886</b>	<b>911</b>	<b>889</b>	<b>883</b>	
	<b>Available/Shortage of Pupil Places</b>					274	277	8	20	22	7	-3	-16	-41	-19	-13
<b>Percent Utilization</b>					69%	68%	99%	98%	97%	99%	100%	102%	105%	102%	102%	
Nelson HS Grades 9-12, IB Program	ENG	1341	12	1593	867	890	1091	1091	1065	1024	984	988	960	995	998	
	FI				139	170	183	213	254	277	303	325	318	296	264	
	<b>Total</b>				<b>1006</b>	<b>1060</b>	<b>1274</b>	<b>1304</b>	<b>1319</b>	<b>1301</b>	<b>1287</b>	<b>1313</b>	<b>1278</b>	<b>1291</b>	<b>1262</b>	
	<b>Available/Shortage of Pupil Places</b>					335	281	67	37	22	40	54	28	63	50	79
<b>Percent Utilization</b>					75%	79%	95%	97%	98%	97%	96%	98%	95%	96%	94%	
Robert Bateman HS Closed	ENG	1323	3	1386	560	519	0	0	0	0	0	0	0	0	0	
	SC-SPED				226	228	0	0	0	0	0	0	0	0	0	
	<b>Total</b>				<b>786</b>	<b>747</b>	<b>0</b>	<b>0</b>	<b>0</b>	<b>0</b>	<b>0</b>	<b>0</b>	<b>0</b>	<b>0</b>	<b>0</b>	
	<b>Available Pupil Places</b>					537	576	1323	1323	1323	1323	1323	1323	1323	1323	
<b>Percent Utilization</b>					59%	56%	0%	0%	0%	0%	0%	0%	0%	0%	0%	

\*At peak enrolment, Aldershot Elementary PS is projected to have 10 rooms available, or and addition of 210 pupil places.  
 \*\*At peak enrolment, Burlington Central Elementary PS is projected to have 3 rooms available, or and addition of 63 pupil places.

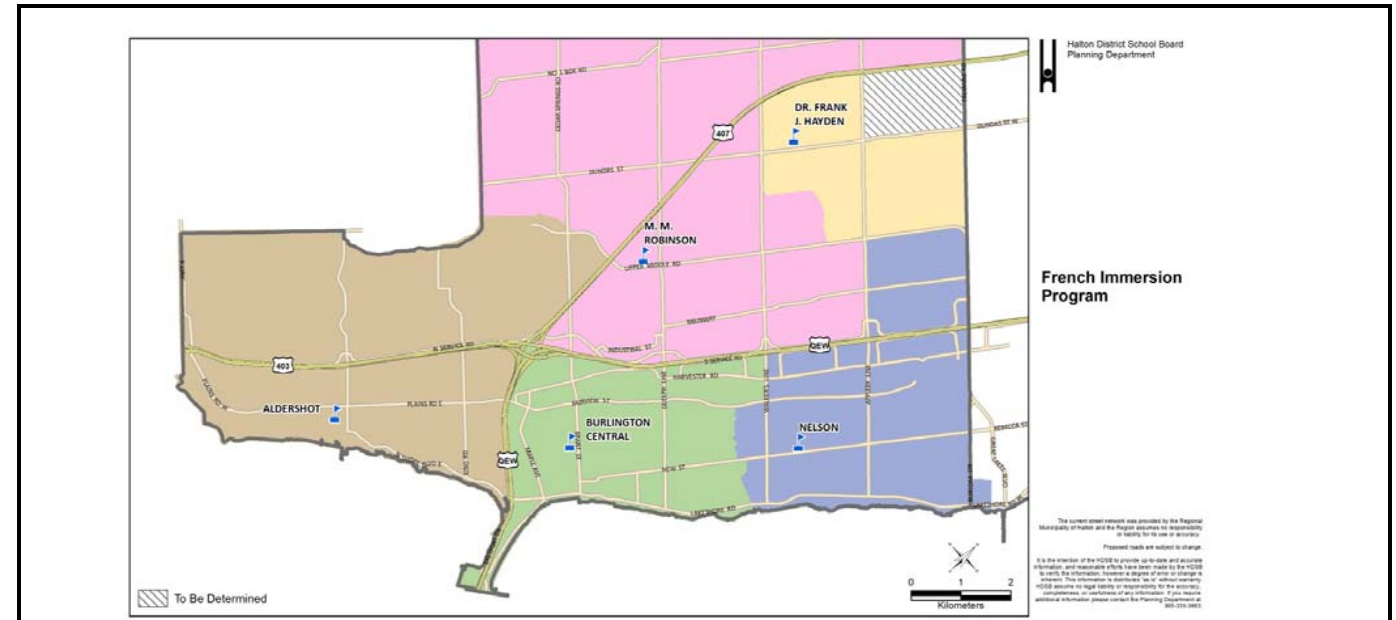
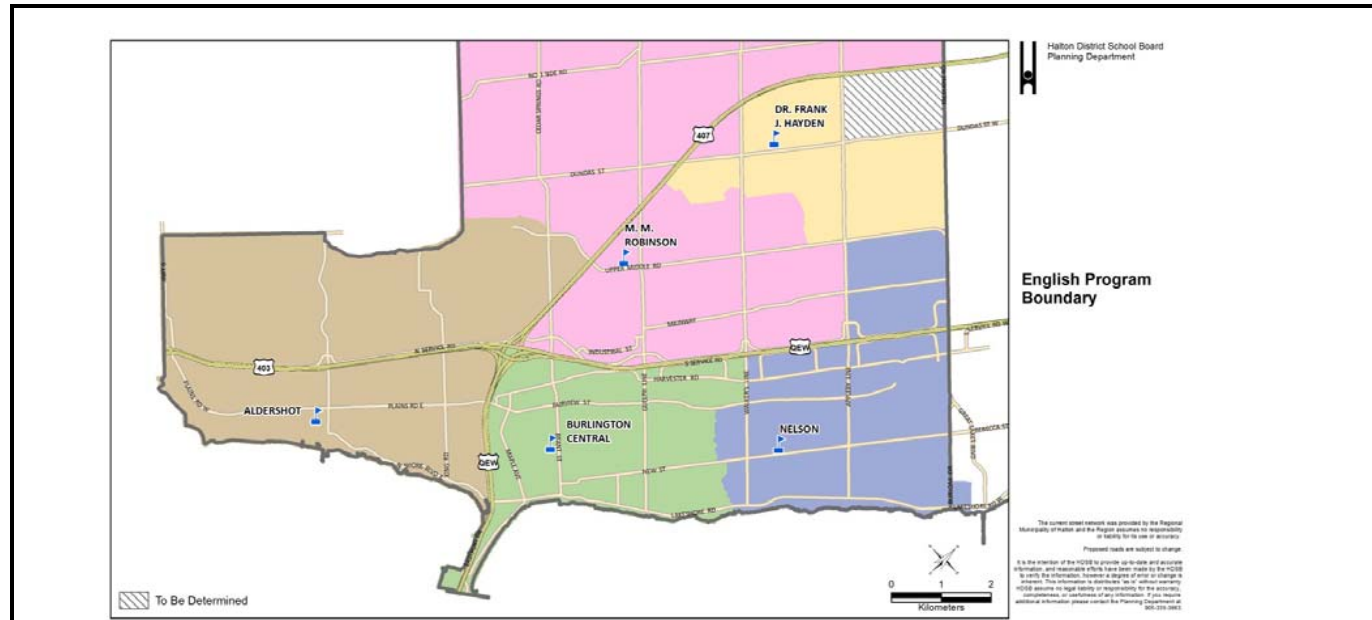


**NOTES CON'T:**  
 M.M. Robinson HS: Kilbride PS, C.H. Norton PS, Sir E MacMillan PS and portions of Florence Mears PS catchment added.  
 M.M. Robinson HS: EXTF, Essential and SC-SPED programs added.  
 M.M. Robinson HS: Utilization rates are expected to increase to 107% by 2020 and continue to increase until 2021.  
 Lester B. Pearson HS: Closes in June 2018.  
 Dr. Frank J. Hayden SS: Utilization rates decreases to 119% by 2020 but will increase to reach Total Capacity in 2021.  
 TDB: Not assigned

**IMPACTS ON ELEMENTARY SCHOOLS**  
 Brant Hills PS: Split grade 8 cohort between M.M. Robinson HS and Aldershot HS.  
 John T. Tuck PS: Split grade 8 cohort between Burlington Central HS and Nelson HS.  
 Florence Mears PS: Split grade 8 cohort between M.M. Robinson HS and Dr. Frank J. Hayden SS.  
 Charles R. Beaudoin PS: Split grade 8 cohort between M.M. Robinson HS (FI) and Dr. Frank J. Hayden SS (FI, ENG)  
 John William Boich PS: Split grade 8 cohort between Dr. Frank J. Hayden SS and Nelson HS.  
 C.H. Norton PS, Tecumseh PS Frontenac PS: Unified cohorts.

**RESULTS**  
 By 2020, there will be a shortage of approximately 411 pupil places overall; south of the QEW will have a shortage of 95 pupil places and north of the QEW to have a shortage of 316 pupil places. Overall a reduction of 1965 secondary pupil places.

	Program	OTG	Port Cap	Total	2016	2017	2018	2019	2020	2021	2022	2023	2024	2025	2026
M.M. Robinson HS Grades 9-12	ENG	1347	12	1599	568	531	1051	1009	956	983	947	906	907	874	850
	FI				112	106	147	162	168	197	198	203	205	197	195
	EXTF				0	0	52	59	55	56	57	54	55	53	52
	SC-SPED				32	32	256	256	258	259	257	254	253	254	251
	<b>Total</b>				<b>712</b>	<b>669</b>	<b>1506</b>	<b>1486</b>	<b>1438</b>	<b>1496</b>	<b>1458</b>	<b>1417</b>	<b>1420</b>	<b>1378</b>	<b>1347</b>
<b>Available/Shortage of Pupil Places</b>					635	678	-159	-139	-91	-149	-111	-70	-73	-31	0
<b>Percent Utilization</b>					53%	50%	112%	110%	107%	111%	108%	105%	105%	102%	100%
Lester B. Pearson HS Grades 9-12 Closed	ENG	642	14	936	346	333	0	0	0	0	0	0	0	0	0
	EXTF				46	46	0	0	0	0	0	0	0	0	
	<b>Total</b>				<b>392</b>	<b>379</b>	<b>0</b>	<b>0</b>	<b>0</b>	<b>0</b>	<b>0</b>	<b>0</b>	<b>0</b>	<b>0</b>	
	<b>Available Pupil Places</b>					250	263	642	642	642	642	642	642	642	642
<b>Percent Utilization</b>					61%	59%	0%	0%	0%	0%	0%	0%	0%	0%	
Dr. Frank J. Hayden SS Grades 9-12	ENG	1194	12	1446	1285	1378	1057	1069	1088	1110	1098	1076	1058	1004	971
	FI				251	276	280	300	331	337	338	341	313	309	295
	<b>Total</b>				<b>1536</b>	<b>1654</b>	<b>1337</b>	<b>1369</b>	<b>1446</b>	<b>1436</b>	<b>1417</b>	<b>1371</b>	<b>1313</b>	<b>1266</b>	
	<b>Available/Shortage of Pupil Places</b>					-342	-460	-143	-175	-224	-252	-242	-223	-177	-119
<b>Percent Utilization</b>					129%	139%	112%	115%	119%	121%	120%	119%	115%	110%	106%
TBD (Grades 9-12)	ENG				0	0	0	0	0	8	16	25	34	44	46
	FI				0	0	0	0	0	1	3	4	6	8	8
	<b>Total</b>				<b>0</b>	<b>0</b>	<b>0</b>	<b>0</b>	<b>0</b>	<b>9</b>	<b>19</b>	<b>29</b>	<b>40</b>	<b>52</b>	<b>54</b>
<b>Total</b>		7275	69	8724	5464	5565	5665	5707	5721	5795	5726	5694	5618	5498	5396



**RATIONALE:** A Planning Modified Option (Feb 2017)  
**ISSUES:**  
 EXTJ program added to M.M. Robinson HS.  
 SC-SPED, Essential programs relocates from Robert Bateman HS to Nelson HS.  
 IB program relocates from Robert Bateman HS to Nelson HS.  
 Gifted placements relocates from Nelson HS to Aldershot HS.  
 Dr. Frank J. Hayden SS reaches Total Capacity in 2021.

**NOTES:**  
 Aldershot HS: Boundary expands north to include the areas south of Upper Middle Road and west of the 407 ETR.  
 Aldershot HS: Secondary Gifted placements added.  
 Aldershot HS: Utilization rates increase to 125% by 2020, then expected to decrease.  
 Burlington Central HS: Boundary expands east to include all of Tecumseh PS and portions of John T. Tuck PS east to Woodview Rd and Tuck Creek.  
 Burlington Central HS: Utilization rates increase to 97% by 2020, then expected to increase to 2024.  
 Nelson HS: Boundary expands west to include areas east of Appleby Line and south of Upper Middle Road.  
 Nelson HS: Utilization rates expected to increase to 115%, by 2020, and continue to decline.  
 Nelson HS: Essential and SC-SPED programs added.  
 Robert Bateman HS: **Closes June 2018.**

**NOTES CON'T:**  
 M.M. Robinson HS: Kilbride PS, C.H. Norton PS, Sir E MacMillan PS and portions of Florence Mears PS catchment added.  
 M.M. Robinson HS: Utilization rates are expected to increase to 107% by 2020 and continue to increase until 2021.  
 M.M. Robinson HS: EXTJ  
 Lester B. Pearson HS: **Closes in June 2018.**  
 Dr. Frank J. Hayden SS: Utilization rates decreases to 119% by 2020 but will increase to reach Total Capacity in 2021.  
 TDB: Not assigned

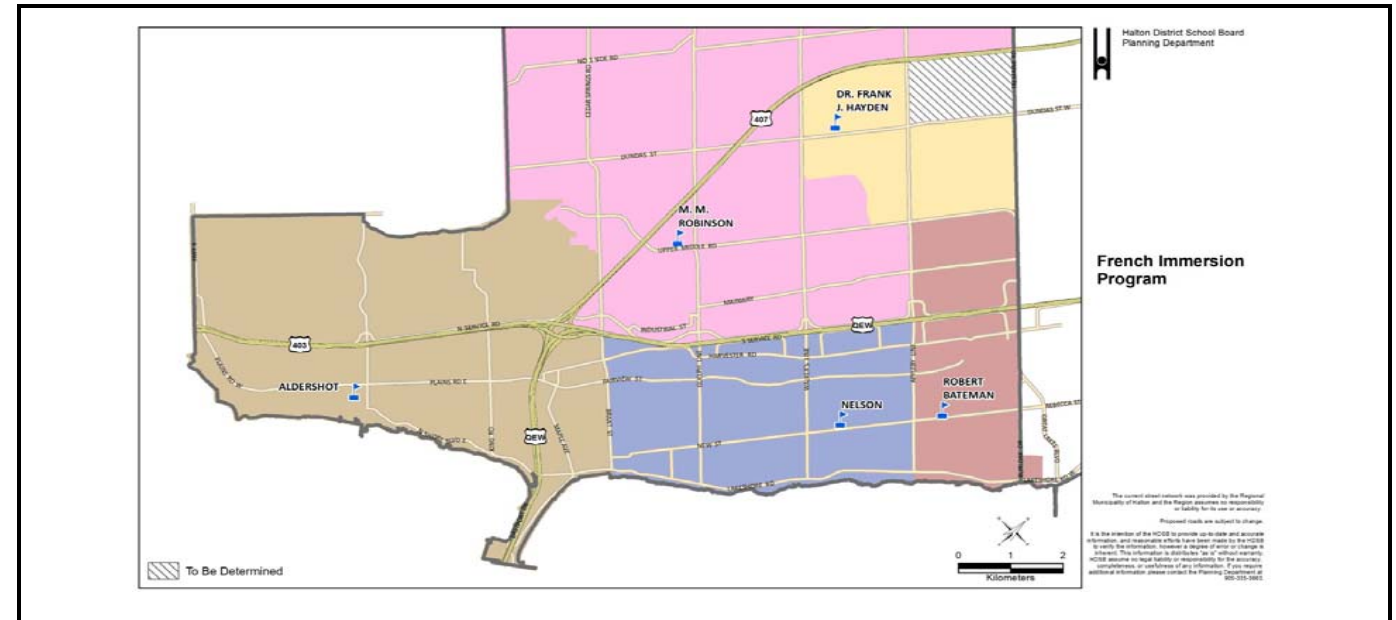
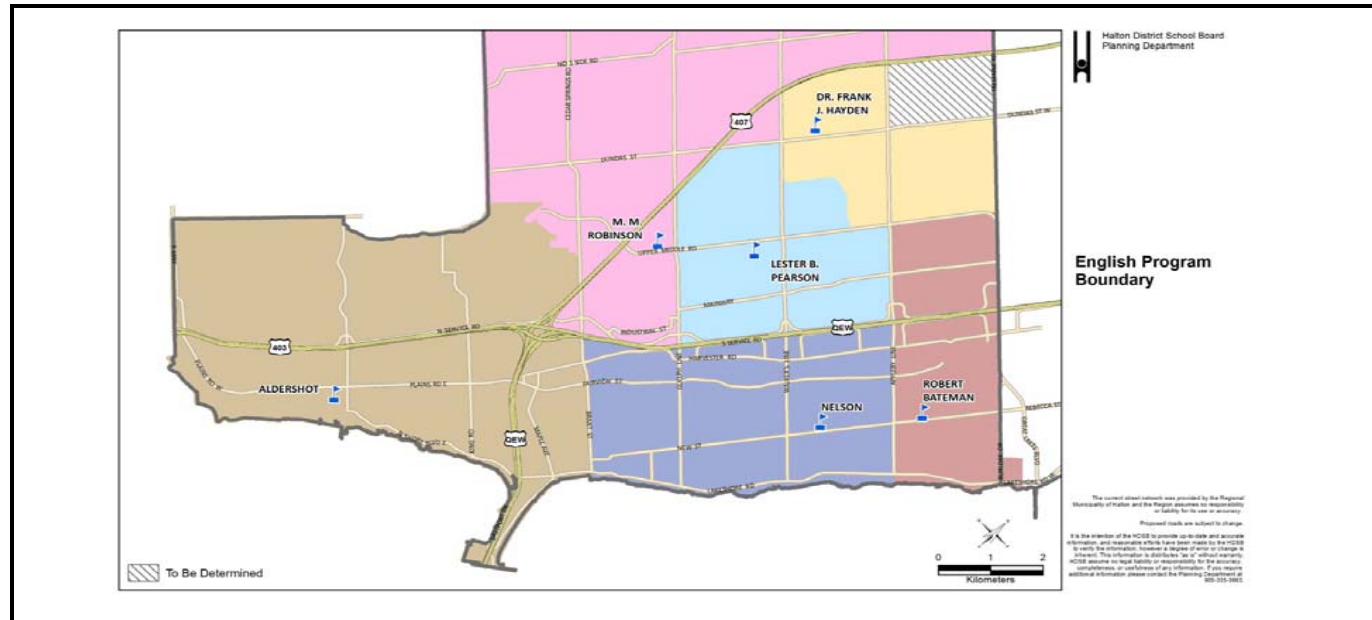
**IMPACTS ON ELEMENTARY SCHOOLS**  
 Brant Hills PS: Split grade 8 cohort between M.M. Robinson HS and Aldershot HS.  
 John T. Tuck PS: Split grade 8 cohort between Burlington Central HS and Nelson HS.  
 Florence Mears PS: Split grade 8 cohort between M.M. Robinson HS and Dr. Frank J. Hayden SS.  
 Charles R. Beaudoin PS: Split grade 8 cohort between M.M. Robinson HS (FI) and Dr. Frank J. Hayden SS (FI, ENG)  
 John William Boich PS: Split grade 8 cohort between Dr. Frank J. Hayden SS and Nelson HS.  
 C.H. Norton PS, Tecumseh PS Frontenac PS: Unified cohorts.

**RESULTS**  
 By 2020, there will be a shortage of approximately 411 pupil places overall; south of the QEW will have a shortage of 322 pupil places and north of the QEW to have a shortage of 89 pupil places. Overall a reduction of 1965 secondary pupil places.

	Program	OTG	Port Cap	Total	2016	2017	2018	2019	2020	2021	2022	2023	2024	2025	2026	
Aldershot HS Grades 9-12, Secondary Gifted Placement	ENG	558	10	768	337	358	572	583	587	561	532	506	475	460	459	
	FI				99	106	114	115	111	120	121	126	123	116	125	
	Total				436	464	685	698	698	680	653	632	599	575	584	
	<b>Available/Shortage of Pupil Places</b>					122	94	-127	-140	-140	-122	-95	-74	-41	-17	-26
	<b>Percent Utilization</b>					78%	83%	123%	125%	125%	122%	117%	113%	107%	103%	105%
Burlington Central HS ESL Program	ENG	870	6	996	542	532	770	754	732	726	732	742	771	760	755	
	FI				54	61	92	96	116	136	142	144	140	129	128	
	Total				596	593	862	850	848	863	873	886	911	889	883	
	<b>Available/Shortage of Pupil Places</b>					274	277	8	20	22	7	-3	-16	-41	-19	-13
<b>Percent Utilization</b>					69%	68%	99%	98%	97%	99%	100%	102%	105%	102%	102%	
Nelson HS Grades 9-12, IB Program	ENG	1341	12	1593	867	890	1091	1091	1065	1024	984	988	960	995	998	
	FI				139	170	183	213	254	277	303	325	318	296	264	
	SC-SPED				0	0	224	224	226	227	225	222	221	222	219	
	Total	1006	1060	1498	1529	1545	1528	1511	1535	1500	1513	1481				
	<b>Available/Shortage of Pupil Places</b>					335	281	-157	-188	-204	-187	-170	-194	-159	-172	-140
<b>Percent Utilization</b>					75%	79%	112%	114%	115%	114%	113%	114%	112%	113%	110%	
Robert Bateman HS Closed	ENG	1323	3	1386	560	519	0	0	0	0	0	0	0	0	0	
	SC-SPED				226	228	0	0	0	0	0	0	0	0	0	
	Total				786	747	0	0	0	0	0	0	0	0	0	
	<b>Available Pupil Places</b>					537	576	1323	1323	1323	1323	1323	1323	1323	1323	
<b>Percent Utilization</b>					59%	56%	0%	0%	0%	0%	0%	0%	0%	0%	0%	

\*At peak enrolment, Aldershot Elementary PS is projected to have 10 rooms available, or and addition of 210 pupil places.  
 \*\*At peak enrolment, Burlington Central Elementary PS is projected to have 3 rooms available, or and addition of 63 pupil places.

	Program	OTG	Port Cap	Total	2016	2017	2018	2019	2020	2021	2022	2023	2024	2025	2026			
M.M. Robinson HS Grades 9-12	ENG	1347	12	1599	568	531	1051	1009	956	983	947	906	907	874	850			
	FI				112	106	147	162	168	197	198	203	205	197	195			
	EXTJ				0	0	52	59	55	56	57	54	55	53	52			
	SC-SPED				32	32	32	32	32	32	32	32	32	32	32			
	Total				712	669	1282	1262	1212	1268	1234	1195	1198	1156	1128			
<b>Available/Shortage of Pupil Places</b>					635	678	65	85	135	79	113	152	149	191	219			
<b>Percent Utilization</b>					53%	50%	95%	94%	90%	94%	92%	89%	89%	86%	84%			
Lester B. Pearson HS Grades 9-12 Closed	ENG	642	14	936	346	333	0	0	0	0	0	0	0	0	0			
	EXTJ				46	46	0	0	0	0	0	0	0	0				
	Total				392	379	0	0	0	0	0	0	0	0				
<b>Available Pupil Places</b>					250	263	642	642	642	642	642	642	642	642				
<b>Percent Utilization</b>					61%	59%	0%	0%	0%	0%	0%	0%	0%	0%				
Dr. Frank J. Hayden SS Grades 9-12	ENG	1194	12	1446	1285	1378	1057	1069	1088	1110	1098	1076	1058	1004	971			
	FI				251	276	280	300	331	337	338	341	313	309	295			
	Total				1536	1654	1337	1369	1418	1446	1436	1417	1371	1313	1266			
	<b>Available/Shortage of Pupil Places</b>					-342	-460	-143	-175	-224	-252	-242	-223	-177	-119	-72		
<b>Percent Utilization</b>					129%	139%	112%	115%	119%	121%	120%	119%	115%	110%	106%			
TBD (Grades 9-12)	ENG				0	0	0	0	0	8	16	25	34	44	46			
	FI				0	0	0	0	0	1	3	4	6	8				
	Total				0	0	0	0	0	9	19	29	40	52	54			
<b>Total</b>					7275	69	8724	5464	5565	5665	5707	5721	5795	5726	5694	5618	5498	5396



**RATIONALE:** A staff request. (Feb 2017)

**ISSUES:**  
**PAR will be required for the Burlington Central communities.**  
**ESL program redirected to Robert Bateman HS**  
**M.M. Robinson HS remains under 65% utilization.**

**NOTES:**  
**Aldershot HS:** Boundaries expands east to Brant St.  
**Aldershot HS:** Utilization rates increase to 142% by 2020, then expected to decrease.  
**Aldershot HS:** 210 pupil places are available from Aldershot Elem PS.  
**Burlington Central HS:** Closes in June 2018.  
**Nelson HS:** English boundary expands west to Brant St.  
**Nelson HS:** Utilization rates expected to increase to 86%, by 2020, and continue to grow until 2023.  
**Robert Bateman HS:** Utilization rates are expected to increase to 81% by 2020 and then decline.  
**Robert Bateman HS:** Boundary to expand north to include John William Boich PS. (south of Upper Middle Rd)  
**Robert Bateman HS:** Projected to have an excess 250 pupil places.  
**M.M. Robinson HS:** ENG boundary to expand to Kilbride PS  
**M.M. Robinson HS:** The FI boundary expands to include an area in the Florence Meares PS south of the gas pipeline

**NOTES CON'T:**

**M.M. Robinson HS:** Utilization rates remain under 65% utilization.  
**Lester B. Pearson HS:** Catchment expands to include the C.H. Norton PS and to include an area in the Florence Meares PS south of the gas pipeline.  
**Lester B. Pearson HS:** Utilization rates are expected to increase to 88% by 2020 and then increase until 2022.  
**Dr. Frank J. Hayden SS:** English boundary to include areas north of Upper Middle Road and east of Walker's Line. with the exception of the area south of the pipeline in the Florence Meares PS catchment.  
**Dr. Frank J. Hayden SS:** Utilization rates decreases to 110% by 2020 but will increase until 2021.  
**TDB:** Not Assigned

**IMPACTS ON ELEMENTARY SCHOOLS**

**Burlington Central Elem PS, Tecumseh PS:** Split grade 8 cohort between Aldershot HS and Nelson HS  
**John William Boich PS:** Split grade 8 cohort between Dr. Frank J Hayden SS (ENG, FI), Robert Bateman HS (ENG).  
**Florence Meares PS:** Split Grade 8 cohort between Lester B. Pearson (HS ENG), Dr. Frank J. Hayden SS (ENG)  
**Charles R. Beaudoin PS:** Split grade 8 cohort between M.M. Robinson HS(EFI, Dr. Frank J. Hayden SS (ENG,FI)  
**C.H. Norton PS:** Unified cohort.

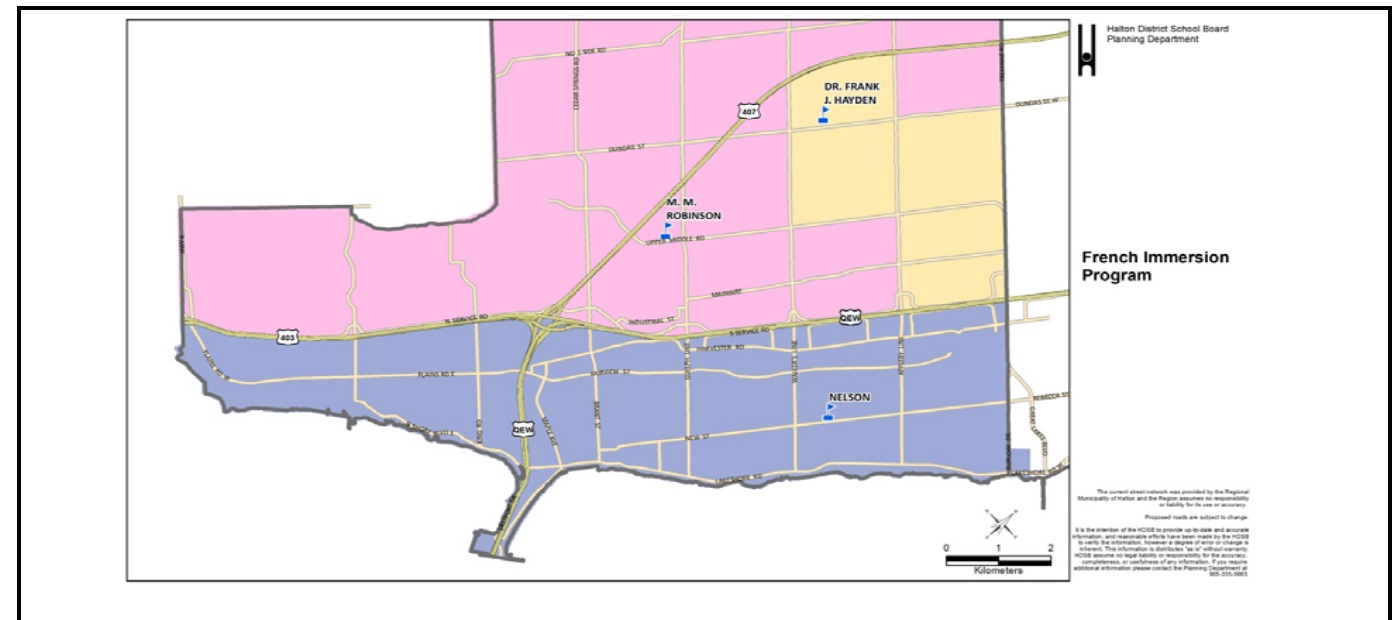
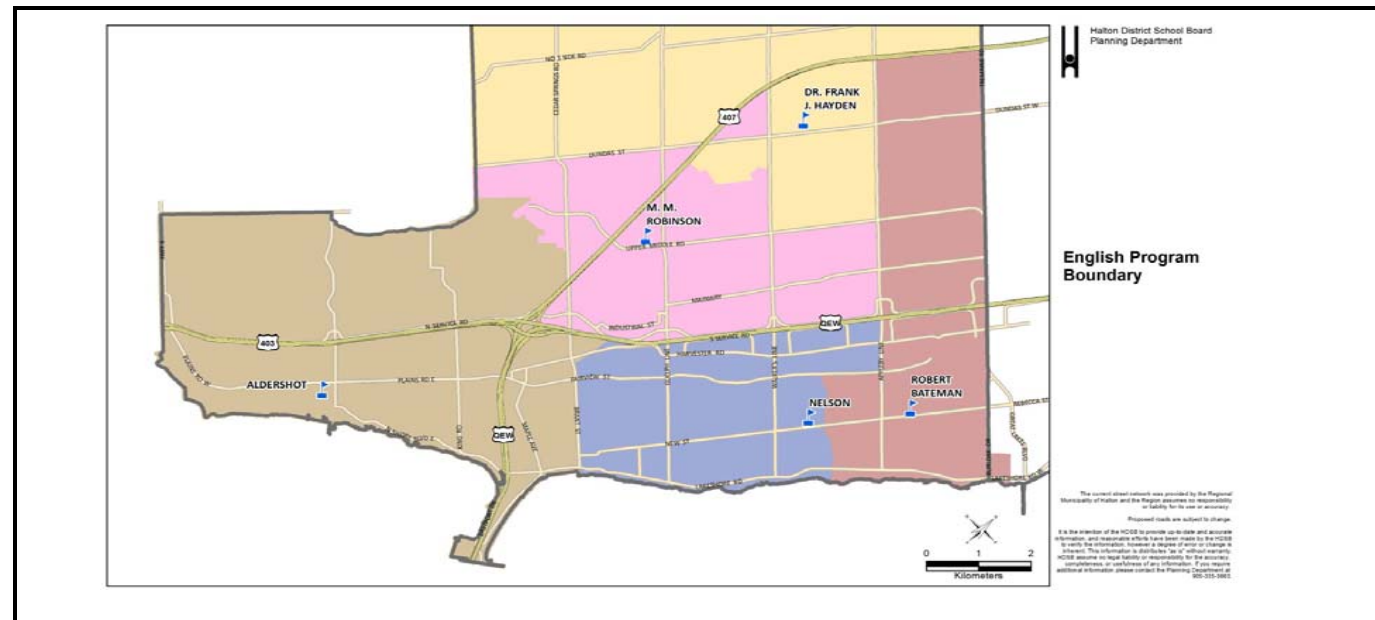
**RESULTS**

By 2020, there will be approximately 684 available pupil places overall; south of the QEW will have 196 available pupil places and north of the QEW to have 488 available pupil places. Overall a reduction of 870 secondary pupil places.

	Program	OTG	Port Cap	Total	2016	2017	2018	2019	2020	2021	2022	2023	2024	2025	2026	
<b>Aldershot HS</b> Grades 9-12	ENG	558	10	768	337	358	652	668	641	614	605	592	600	591	605	
	FI				99	106	140	144	151	167	170	174	169	158	168	
	<b>Total</b>				<b>436</b>	<b>464</b>	<b>792</b>	<b>812</b>	<b>792</b>	<b>780</b>	<b>766</b>	<b>769</b>	<b>749</b>	<b>773</b>		
	<b>Available/Shortage of Pupil Places</b>					122	94	-234	-254	-234	-222	-217	-208	-211	-191	-215
	<b>Percent Utilization</b>					78%	83%	142%	145%	142%	140%	139%	137%	138%	134%	138%
<b>Burlington Central HS</b> <b>Closed</b>	ENG	870	6	996	542	532	0	0	0	0	0	0	0	0	0	
	FI				54	61	0	0	0	0	0	0	0	0	0	
	<b>Total</b>				<b>596</b>	<b>593</b>	<b>0</b>	<b>0</b>	<b>0</b>	<b>0</b>	<b>0</b>	<b>0</b>	<b>0</b>	<b>0</b>		
	<b>Available Pupil Places</b>					274	277	870	870	870	870	870	870	870	870	
<b>Percent Utilization</b>					69%	68%	0%	0%	0%	0%	0%	0%	0%	0%		
<b>Nelson HS</b> Grades 9-12, Secondary Gifted Placement	ENG	1341	12	1593	867	890	1042	1010	1003	984	956	970	954	947	931	
	FI				139	170	134	137	156	176	191	202	197	182	168	
	<b>Total</b>				<b>1006</b>	<b>1060</b>	<b>1176</b>	<b>1147</b>	<b>1159</b>	<b>1160</b>	<b>1147</b>	<b>1173</b>	<b>1151</b>	<b>1128</b>	<b>1099</b>	
	<b>Available/Shortage of Pupil Places</b>					335	281	165	194	182	181	194	168	190	213	242
<b>Percent Utilization</b>					75%	79%	88%	86%	86%	87%	86%	87%	86%	84%	82%	
<b>Robert Bateman HS</b> Grades 9-12, IB Program, ESL Program	ENG	1323	3	1386	560	519	690	701	685	656	632	622	599	623	623	
	FI				0	0	104	131	164	178	195	208	204	191	170	
	SC-SPED				226	228	224	224	226	227	225	222	221	222	219	
	<b>Total</b>				<b>786</b>	<b>747</b>	<b>1019</b>	<b>1056</b>	<b>1075</b>	<b>1062</b>	<b>1051</b>	<b>1051</b>	<b>1024</b>	<b>1036</b>	<b>1012</b>	
	<b>Available Pupil Places</b>					537	576	304	267	248	261	272	272	299	287	311
<b>Percent Utilization</b>					59%	56%	77%	80%	81%	80%	79%	79%	77%	78%	76%	

\*At peak enrolment, Aldershot Elementary PS is projected to have 10 rooms available, or and addition of 210 pupil places.

	Program	OTG	Port Cap	Total	2016	2017	2018	2019	2020	2021	2022	2023	2024	2025	2026			
<b>M.M. Robinson HS</b> Grades 9-12	ENG	1347	12	1599	568	531	649	627	608	622	578	565	568	550	540			
	FI				112	106	158	175	178	208	209	215	217	208	206			
	EXTF				0	0	0	0	0	0	0	0	0	0	0	0		
	SC-SPED				32	32	32	32	32	32	32	32	32	32	32	32		
	<b>Total</b>				<b>712</b>	<b>669</b>	<b>840</b>	<b>833</b>	<b>818</b>	<b>862</b>	<b>819</b>	<b>812</b>	<b>817</b>	<b>790</b>	<b>777</b>			
<b>Available/Shortage of Pupil Places</b>					635	678	507	514	529	485	528	535	530	557	570			
<b>Percent Utilization</b>					53%	50%	62%	62%	61%	64%	61%	60%	61%	59%	58%			
<b>Lester B. Pearson HS</b> Grades 9-12	ENG	642	14	936	346	333	549	534	511	535	539	505	493	479	460			
	EXTF				46	46	52	59	55	56	57	54	55	53	52			
	<b>Total</b>				<b>392</b>	<b>379</b>	<b>601</b>	<b>592</b>	<b>567</b>	<b>592</b>	<b>597</b>	<b>559</b>	<b>548</b>	<b>532</b>	<b>512</b>			
	<b>Available Pupil Places</b>					250	263	41	50	75	50	45	83	94	110	130		
<b>Percent Utilization</b>					61%	59%	94%	92%	88%	92%	93%	87%	85%	83%	80%			
<b>Dr. Frank J. Hayden SS</b> Grades 9-12	ENG	1194	12	1446	1285	1378	958	967	979	993	981	964	956	903	875			
	FI				251	276	280	300	331	337	338	341	313	309	295			
	<b>Total</b>				<b>1536</b>	<b>1654</b>	<b>1238</b>	<b>1267</b>	<b>1310</b>	<b>1329</b>	<b>1319</b>	<b>1304</b>	<b>1269</b>	<b>1212</b>	<b>1170</b>			
	<b>Available/Shortage of Pupil Places</b>					-342	-460	-44	-73	-116	-135	-125	-110	-75	-18	24		
<b>Percent Utilization</b>					129%	139%	104%	65%	110%	111%	109%	106%	101%	98%				
<b>TBD</b> (Grades 9-12)	ENG				0	0	0	0	0	8	16	25	34	44	46			
	FI				0	0	0	0	0	1	3	4	6	8	8			
	<b>Total</b>				<b>0</b>	<b>0</b>	<b>0</b>	<b>0</b>	<b>0</b>	<b>9</b>	<b>19</b>	<b>29</b>	<b>40</b>	<b>52</b>	<b>54</b>			
<b>Total</b>					<b>7275</b>	<b>69</b>	<b>8724</b>	<b>5464</b>	<b>5565</b>	<b>5665</b>	<b>5707</b>	<b>5721</b>	<b>5795</b>	<b>5727</b>	<b>5694</b>	<b>5619</b>	<b>5498</b>	<b>5396</b>



**RATIONALE:** A Program and Accommodation Committee request. (Feb 2017)

- ISSUES:**
- Potential PAR for the Burlington Central communities.
  - ESL Program added to Robert Bateman HS.
  - Robert Bateman HS reaches Total Capacity
  - FI program removed from Aldershot HS.
  - EXTF program added to M.M. Robinson HS

- NOTES:**
- Aldershot HS: Boundary expands to Brant St.
  - Aldershot HS: Utilization rates increase to 115% by 2020, then expected to decrease.
  - Aldershot HS: Becomes an English only school.
  - Burlington Central HS: **Closes in June 2018.**
  - Nelson HS: ENG boundary expands to Brant St. FI boundary expands to include all areas south of the QEW/Hwy 403.
  - Nelson HS: Utilization rates expected to increase to 97% by 2020, and continue to increase until 2023.
  - Robert Bateman HS: Expands to include Orchard community and Evergreen community.
  - Robert Bateman HS: Utilization rates are expected to increase to 107% by 2020 and then decline.
  - Robert Bateman HS: ESL program added.
  - Robert Bateman HS: To exceed Total Capacity in 2018 to 2020.

- NOTES CON'T:**
- M.M. Robinson HS: ENG boundary expands to include Lester B. Pearson HS.
  - M.M. Robinson HS: FI boundary to expand to Aldershot area north of Hwy 403.
  - M.M. Robinson HS: Utilization rates are expected to increase to 78% by 2020 and continue to increase until 2021.
  - M.M. Robinson HS: EXTF program added
  - Lester B. Pearson HS: **Closes in June 2018.**
  - Dr. Frank J. Hayden SS: English Boundary excludes the Orchard community.
  - Dr. Frank J. Hayden SS: Utilization rates decreases to 109% by 2020 but will increase until 2021.
  - TDB: Assigned to Robert Bateman HS (ENG), M.M. Robinson HS (FI)

- IMPACTS ON ELEMENTARY SCHOOLS**
- Aldershot Elem FI: Split grade 8 cohort between Aldershot HS and M.M. Robinson HS.
  - Burlington Central Elem: Split grade 8 cohort between Aldershot HS and Nelson HS.
  - Orchard Park PS, John William Boich PS and Alexander's: Split grade 8 cohort between Dr. Frank J. Hayden SS (FI) and Robert Bateman HS (ENG)
  - C.H. Norton PS, Frontenac PS, Tecumseh PS: Unified grade 8 cohort.

**RESULTS**  
By 2020, there will be approximately 42 available pupil places overall; south of the QEW a shortage of 140 pupil places and north of the QEW to have 182 available pupil places. Overall a reduction of 1512 secondary pupil places.

	Program	OTG	Port Cap	Total	2016	2017	2018	2019	2020	2021	2022	2023	2024	2025	2026	
					2016	2017	2018	2019	2020	2021	2022	2023	2024	2025	2026	
Aldershot HS Grades 9-12,	ENG	558	10	768	337	358	652	668	641	614	605	592	600	591	605	
	FI				99	106	0	0	0	0	0	0	0	0	0	0
	<b>Total</b>				<b>436</b>	<b>464</b>	<b>652</b>	<b>668</b>	<b>641</b>	<b>614</b>	<b>605</b>	<b>592</b>	<b>600</b>	<b>591</b>	<b>605</b>	
	<b>Available/Shortage of Pupil Places</b>					122	94	-94	-110	-83	-56	-47	-34	-42	-33	-47
<b>Percent Utilization</b>					78%	83%	117%	120%	115%	110%	108%	106%	108%	106%	108%	
Burlington Central HS <b>Closed</b>	ENG	870	6	996	542	532	0	0	0	0	0	0	0	0	0	
	FI				54	61	0	0	0	0	0	0	0	0	0	
	<b>Total</b>				<b>596</b>	<b>593</b>	<b>0</b>	<b>0</b>	<b>0</b>	<b>0</b>	<b>0</b>	<b>0</b>	<b>0</b>	<b>0</b>	<b>0</b>	
	<b>Available Pupil Places</b>					274	277	870	870	870	870	870	870	870	870	
<b>Percent Utilization</b>					69%	68%	0%	0%	0%	0%	0%	0%	0%	0%		
Nelson HS Grades 9-12, Secondary Gifted Placement	ENG	1341	12	1593	867	890	892	869	876	860	828	835	815	790	767	
	FI				139	170	335	366	423	470	502	530	516	477	450	
	<b>Total</b>				<b>1006</b>	<b>1060</b>	<b>1227</b>	<b>1235</b>	<b>1299</b>	<b>1330</b>	<b>1330</b>	<b>1366</b>	<b>1331</b>	<b>1267</b>	<b>1217</b>	
	<b>Available/Shortage of Pupil Places</b>					335	281	114	106	42	11	11	-25	10	74	124
<b>Percent Utilization</b>					75%	79%	92%	92%	97%	99%	99%	102%	99%	94%	91%	
Robert Bateman HS Grades 9-12, IB Program ESL Program	ENG	1323	3	1386	560	519	1219	1240	1195	1147	1116	1095	1059	1084	1065	
	SC-SPED				226	228	224	224	226	227	225	222	221	222	219	
	<b>Total</b>				<b>786</b>	<b>747</b>	<b>1443</b>	<b>1464</b>	<b>1422</b>	<b>1374</b>	<b>1341</b>	<b>1317</b>	<b>1280</b>	<b>1306</b>	<b>1283</b>	
	<b>Available Pupil Places</b>					537	576	-120	-141	-99	-51	-18	6	43	17	40
<b>Percent Utilization</b>					59%	56%	109%	111%	107%	104%	101%	100%	97%	99%	65%	

\*At peak enrolment, Aldershot Elementary PS is projected to have 10 rooms available, or and addition of 210 pupil places.

	Program	OTG	Port Cap	Total	2016	2017	2018	2019	2020	2021	2022	2023	2024	2025	2026
					2016	2017	2018	2019	2020	2021	2022	2023	2024	2025	2026
M.M. Robinson HS Grades 9-12	ENG	1347	12	1599	568	531	863	830	794	816	797	757	765	745	730
	FI				112	106	157	171	174	206	207	214	220	210	215
	EXTF				0	0	52	59	55	56	57	54	55	53	52
	SC-SPED				32	32	32	32	32	32	32	32	32	32	32
	<b>Total</b>				<b>712</b>	<b>669</b>	<b>1104</b>	<b>1092</b>	<b>1055</b>	<b>1111</b>	<b>1094</b>	<b>1056</b>	<b>1072</b>	<b>1040</b>	<b>1028</b>
<b>Available Pupil Places</b>					635	678	243	255	292	236	253	291	275	307	319
<b>Percent Utilization</b>					53%	50%	82%	81%	78%	82%	81%	78%	80%	77%	76%
Lester B. Pearson HS <b>Closed</b>	ENG	642	14	936	346	333	0	0	0	0	0	0	0	0	0
	EXTF				46	46	0	0	0	0	0	0	0	0	
	<b>Total</b>				<b>392</b>	<b>379</b>	<b>0</b>	<b>0</b>	<b>0</b>	<b>0</b>	<b>0</b>	<b>0</b>	<b>0</b>	<b>0</b>	
	<b>Available Pupil Places</b>					250	263	642	642	642	642	642	642	642	642
<b>Percent Utilization</b>					61%	59%	0%	0%	0%	0%	0%	0%	0%	0%	
Dr. Frank J. Hayden SS Grades 9-12	ENG	1194	12	1446	1285	1378	915	899	921	974	961	964	966	926	913
	FI				251	276	325	349	383	391	396	399	369	367	350
	<b>Total</b>				<b>1536</b>	<b>1654</b>	<b>1239</b>	<b>1248</b>	<b>1304</b>	<b>1366</b>	<b>1357</b>	<b>1363</b>	<b>1335</b>	<b>1293</b>	<b>1262</b>
	<b>Available/Shortage of Pupil Places</b>					-342	-460	-45	-54	-110	-172	-163	-169	-141	-99
<b>Percent Utilization</b>					129%	139%	104%	105%	109%	114%	114%	114%	112%	108%	106%
TBD (Grades 9-12)	ENG				0	0	0	0	0	0	0	0	0	0	0
	FI				0	0	0	0	0	0	0	0	0	0	0
	<b>Total</b>	<b>0</b>	<b>0</b>	<b>0</b>	<b>0</b>	<b>0</b>	<b>0</b>	<b>0</b>	<b>0</b>	<b>0</b>	<b>0</b>	<b>0</b>	<b>0</b>	<b>0</b>	
<b>Total</b>		7275	69	8724	5464	5565	5665	5707	5721	5795	5727	5694	5619	5498	5396