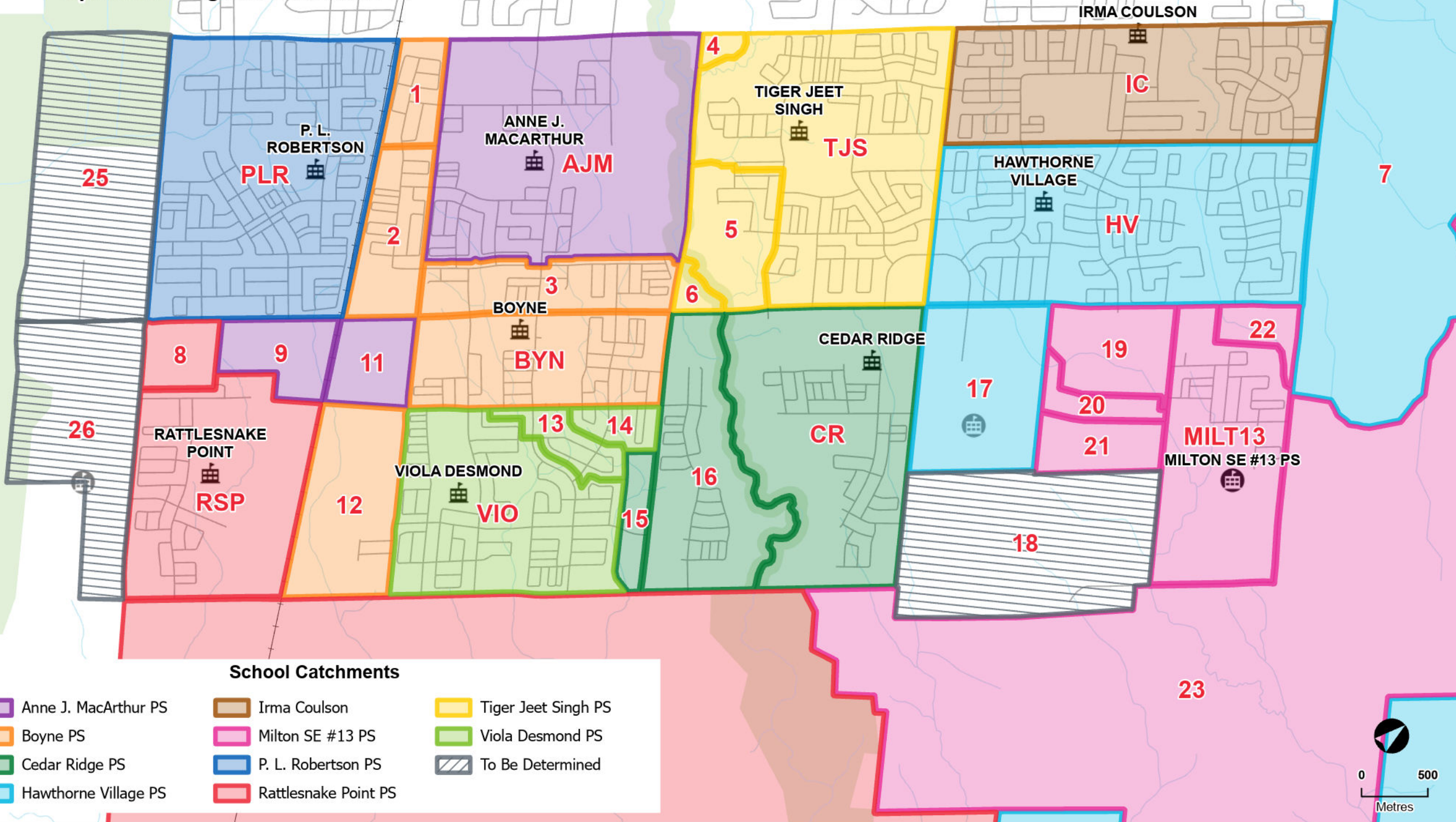


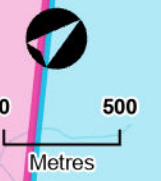
# South Milton Boundary Review

## Option 3a - English Boundaries



### School Catchments

- |                      |                      |                     |
|----------------------|----------------------|---------------------|
| Anne J. MacArthur PS | Irma Coulson         | Tiger Jeet Singh PS |
| Boyne PS             | Milton SE #13 PS     | Viola Desmond PS    |
| Cedar Ridge PS       | P. L. Robertson PS   | To Be Determined    |
| Hawthorne Village PS | Rattlesnake Point PS |                     |

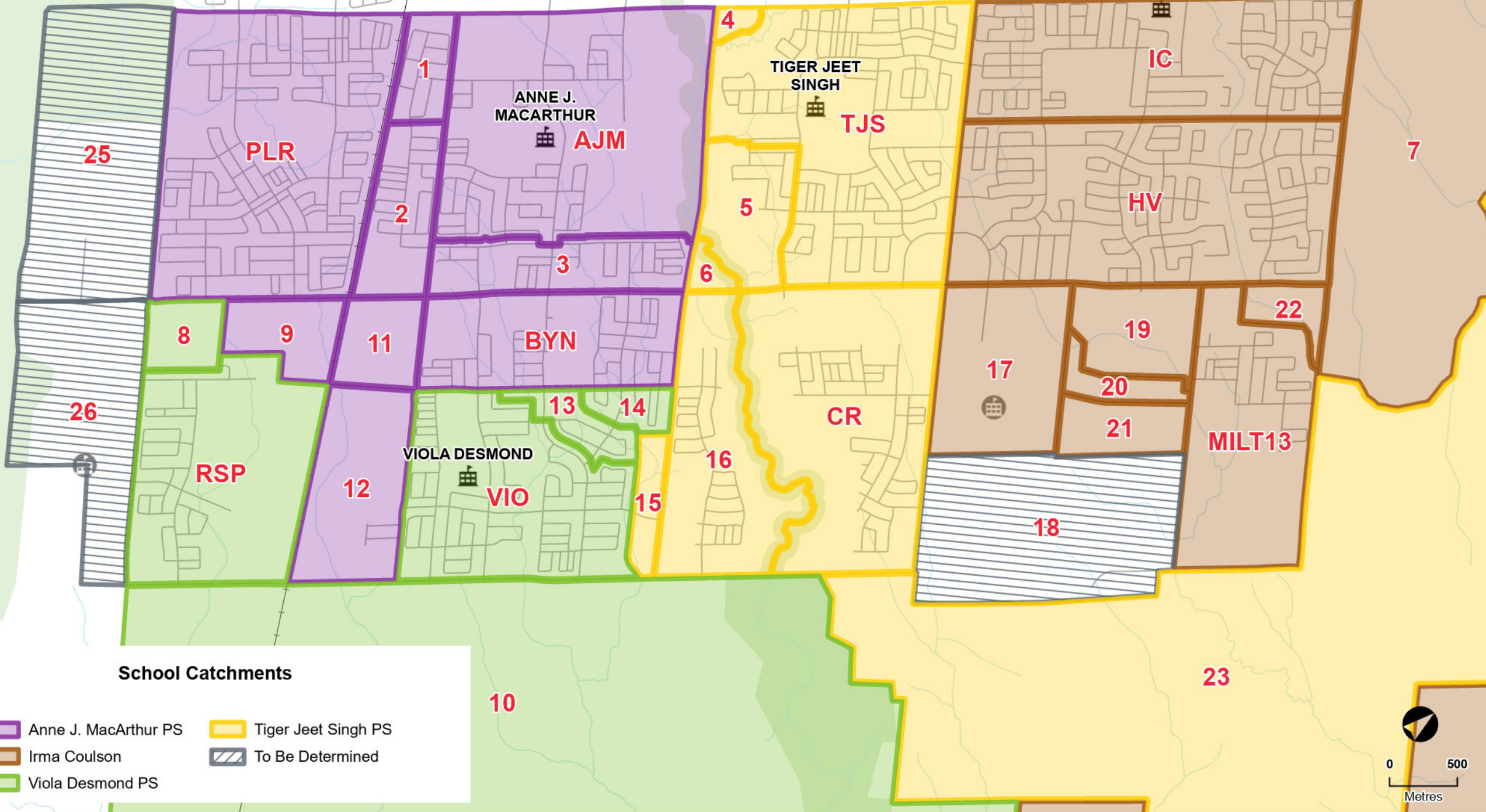




# South Milton Boundary Review

## Option 3a - French Immersion Boundaries

IRMA COULSON



# Option 3a

Oct 11

- based on Sept 1 Aspen extract.

- 6 French Immersion schools

Scenario 1463 & 1473

School	Building Capacity	Portable	Total Capacity	Program	2024	2025	2026	2027	2028	2029	Trafalgar Corridor	Britannia Corridor	2032	Britannia Corridor	Trafalgar Corridor	Notes	
											#1 opens	#1 opens		#2 opens	#1 opens		
Anne J. MacArthur PS	793	Maximum: 18 Port: Cap: 414	1207	ENG	562	480	428	459	470	524	573	590	598	598	602	Areas east of Regional Rd 25 redirected to Tiger Jeet Singh PS. Expanded to include new development south of Louis St. Laurent Ave. FI catchment expands to include PL Robertson PS.	
				FI	273	272	291	307	324	338	351	364	367	367	368		
				SPED	9	9	9	9	9	9	9	9	9	9	9		9
				<b>Total</b>	<b>844</b>	<b>761</b>	<b>728</b>	<b>775</b>	<b>803</b>	<b>872</b>	<b>933</b>	<b>963</b>	<b>974</b>	<b>974</b>	<b>979</b>		
	<i>Percent Utilization</i>				106%	96%	92%	98%	101%	110%	118%	121%	123%	123%	124%		
<i>Shortage of Pupil Places (-)</i>				-51	32	65	18	-10	-79	-140	-170	-181	-181	-186			
<i>Estimate number of portables</i>				10	0	0	0	0	3	6	7	8	8	8			
Boyne PS	776	Maximum: 18 Port: Cap: 414	1190	ENG	1156	1016	987	1017	1058	1098	1078	1115	1167	1189	1188	New development south of Louis St. Laurent Ave and north of pipeline to Anne J. MacArthur PS. Catchment expands to include new development south of the pipeline. Action required by 2033	
				FI	0	0	0	0	0	0	0	0	0	0	0		
				SPED	31	31	31	31	31	31	31	31	31	31	31		31
				<b>Total</b>	<b>1187</b>	<b>1047</b>	<b>1018</b>	<b>1048</b>	<b>1089</b>	<b>1129</b>	<b>1109</b>	<b>1146</b>	<b>1198</b>	<b>1220</b>	<b>1219</b>		
	<i>Percent Utilization</i>				153%	135%	131%	135%	140%	145%	143%	148%	154%	157%	157%		
<i>Shortage of Pupil Places (-)</i>				-411	-271	-242	-272	-313	-353	-333	-370	-422	-444	-443			
<i>Estimate number of portables</i>				20	12	11	12	14	15	14	16	18	19	19			
Cedar Ridge PS (Milton SW #12 ps)	770	Maximum: 18 Port: Cap: 414	1184	ENG	675	774	856	848	912	968	974	988	1115	1203	1218	Catchment expanded to include new development west of Regional Rd 25. FI program removed. Action required by 2033	
				FI	0	0	0	0	0	0	0	0	0	0	0		
				SPED	0	0	0	0	0	0	0	0	0	0	0		0
				<b>Total</b>	<b>675</b>	<b>774</b>	<b>856</b>	<b>848</b>	<b>912</b>	<b>968</b>	<b>974</b>	<b>988</b>	<b>1115</b>	<b>1203</b>	<b>1218</b>		
	<i>Percent Utilization</i>				88%	101%	111%	110%	118%	126%	127%	128%	145%	156%	158%		
<i>Shortage of Pupil Places</i>				95	-4	-86	-78	-142	-198	-204	-218	-345	-433	-448			
<i>Estimate number of portables</i>				0	0	4	3	6	9	9	9	15	19	19			
Hawthorne Village PS	953	Maximum: 12 Port: Cap: 276	1229	ENG (HV)	739	1063	1148	665	584	565	530	496	557	634	696	Catchment expands to include potential enrolments south of Louis St. Laurent Ave. Projections include Trafalgar Corridor (ENG)	
				FI	0	0	0	0	0	0	0	0	0	0	0		
				SPED	19	19	19	19	19	19	19	19	19	19	19		19
				Community Total	758	1082	1167	684	603	584	549	515	576	653	715		
				Est. # Port.	0	6	9	0	0	0	0	0	0	0	0		0
	ENG (TC)	0	0	0	0	171	344	516	674	833	995	1153					
	<b>Grand Total (Boundary Review &amp; Secondary Plan)</b>				<b>758</b>	<b>1082</b>	<b>1167</b>	<b>684</b>	<b>774</b>	<b>928</b>	<b>1065</b>	<b>1189</b>	<b>1409</b>	<b>1647</b>	<b>1868</b>		
	<i>Percent Utilization</i>				80%	114%	122%	72%	81%	97%	112%	125%	148%	173%	196%		
<i>Available (+) / Shortage of Pupil Places (-)</i>				195	-129	-214	269	179	25	-112	-236	-456	-694	-915			
<i>Estimate number of portables</i>				0	6	9	0	0	0	5	10	20	30	40			



# Option 3a

Oct 11

- based on Sept 1 Aspen extract.

- 6 French Immersion schools

Scenario 1463 & 1473

School	Building Capacity	Portable	Total Capacity	Program	2024	2025	2026	2027	2028	2029	Trafalgar Corridor #1 opens	Britannia Corridor #1 opens	2032	Britannia Corridor #2 opens	Trafalgar Corridor #1 opens	Notes	
					2030	2031	2032	2033	2034								
Irma Coulson PS	793	Maximum: 18	1207	ENG	640	608	589	570	555	545	515	505	505	507	498	FI Catchment expands to include Milton SE#13 students electing FI.  Projections include potential enrolments from Trafalgar Corridor Secondary Plan. (FI)  New Schools planned for 2030 & 2034	
				FI (IC)	281	291	288	303	309	300	295	272	282	291	294		
				SPED	0	0	0	0	0	0	0	0	0	0	0		0
				Community Total	921	899	877	873	863	845	810	777	787	797	793		
	Port: Cap: 414	Est. # Port.	11	5	4	3	3	2	1	0	0	0	0	0			
		FI (TC)	0	0	0	0	18	36	54	71	88	105	122				
		<b>Grand Total (Boundary Review &amp; Secondary Plan)</b>	<b>921</b>	<b>899</b>	<b>877</b>	<b>873</b>	<b>881</b>	<b>882</b>	<b>864</b>	<b>848</b>	<b>874</b>	<b>902</b>	<b>914</b>				
		Percent Utilization	116%	113%	111%	110%	111%	111%	109%	107%	110%	114%	115%				
Available (+) / Shortage of Pupil Places (-)					-128	-106	-84	-80	-88	-89	-71	-55	-81	-109	-121		
Estimate number of portables					11	5	4	3	4	4	3	2	4	5	5		
P.L. Robertson PS	818	Maximum: 12	1094	ENG (PLR)	862	853	835	851	858	831	842	850	831	830	824	No change to the English catchment.  FI program redirected to Anne J. MacArthur PS.	
				FI (PLR)	174	148	125	100	80	59	27	0	0	0	0		
				SPED	9	9	9	9	9	9	9	9	9	9	9		
				Total	1045	1011	969	961	947	899	878	859	840	839	833		
	Percent Utilization	128%	124%	118%	117%	116%	110%	107%	105%	103%	103%	102%					
Shortage of Pupil Places (-)					-227	-193	-151	-143	-129	-81	-60	-41	-22	-21	-15		
Estimate number of portables					12	8	7	6	6	4	3	2	1	1	1		
Rattlesnake Point PS	884	Maximum: 6	1022	ENG (RSP)	409	480	600	761	862	884	882	877	878	880	874	New development west of CNR tracks directed to Anne J. MacArthur PS.	
				ENG	409	480	600	761	862	884	882	877	878	880	874		
				FI	0	0	0	0	0	0	0	0	0	0	0		
				SPED	22	22	22	22	22	22	22	22	22	22	22		
	Total	431	502	622	783	884	906	904	899	900	902	896					
Percent Utilization	49%	57%	70%	89%	100%	102%	102%	102%	102%	102%	102%	101%					
Available (+) / Shortage of Pupil Places (-)					453	382	262	101	0	-22	-20	-15	-16	-18	-12		
Estimate number of portables					3	0	0	0	0	1	1	1	1	1	1		
Tiger Jeet Singh PS	896	Maximum: 12	1172	ENG	643	682	704	726	722	710	673	648	629	625	627	The aim is to integrate local students being directed to Anne J. MacArthur PS.  FI catchment expands to include Cedar Ridge PS and Britannia Corridor FI.  New Schools planned for 2031 & 2033	
				FI	162	193	209	210	226	235	244	255	265	273	277		
				SPED	30	30	30	30	30	30	30	30	30	30	30		
				Community Total	835	905	943	967	978	975	947	933	924	928	934		
	Port: Cap: 276	Est. # Port.	6	0	2	3	4	3	2	2	1	1	2				
		FI (BC)	0	0	0	0	0	0	38	79	120	158	197				
		<b>Grand Total (Boundary Review &amp; Secondary Plan)</b>	<b>835</b>	<b>905</b>	<b>943</b>	<b>967</b>	<b>978</b>	<b>975</b>	<b>984</b>	<b>1012</b>	<b>1043</b>	<b>1086</b>	<b>1131</b>				
		Percent Utilization	93%	101%	105%	108%	109%	109%	106%	104%	103%	104%	104%				
Available of Pupil Places (+)					61	-9	-47	-71	-82	-79	-51	-37	-28	-32	-38		
Estimate number of portables					6	0	2	3	4	3	4	5	6	8	10		

# Option 3a

Oct 11

- based on Sept 1 Aspen extract.

- 6 French Immersion schools

Scenario 1463 & 1473

School	Building Capacity	Portable	Total Capacity Program	2024	2025	2026	2027	2028	2029	Trafalgar Corridor	Britannia Corridor	2032	Britannia Corridor	Trafalgar Corridor	Notes		
										#1 opens	#1 opens		#2 opens	#1 opens			
Viola Desmond PS	721	Maximum: 18 Port: Cap: 414	1135	ENG	796	916	866	845	821	807	758	764	770	762	764	New development west of Regional Rd 25 to Cedar Ridge PS.  New development west of Bronte St to Boyne PS	
				FI (VD)	192	214	238	244	268	284	284	285	284	281	284		
				SPED	18	18	18	18	18	18	18	18	18	18	18		18
				<b>Total</b>	<b>1006</b>	<b>1148</b>	<b>1123</b>	<b>1107</b>	<b>1107</b>	<b>1109</b>	<b>1060</b>	<b>1067</b>	<b>1072</b>	<b>1061</b>	<b>1065</b>		
				Percent Utilization	140%	159%	156%	154%	154%	154%	147%	148%	149%	147%	148%		
Shortage of Pupil Places				-285	-427	-402	-386	-386	-388	-339	-346	-351	-340	-344			
Estimate number of portables				18	19	17	17	17	17	15	15	15	15	15			
Milton SE #13 ps	926	Maximum: 18 Port: Cap: 414	1340	ENG (M13)	0	0	0	650	870	945	998	1037	1070	1072	1063	New catchment established west of James Snow Parkway.  Projections include Britannia Corridor (ENG)  Action required by 2031. New Schools planned for 2031 & 2033	
				FI	0	0	0	0	0	0	0	0	0	0	0		0
				SPED	0	0	0	0	0	0	0	0	0	0	0		0
				Community Total	0	0	0	650	870	945	998	1037	1070	1072	1063		
				Est. # Port.	0	0	0	0	0	1	3	5	6	6	6		
				ENG (BC)	0	0	0	0	0	0	360	753	1143	1510	1875		
				<b>Grand Total (Boundary Review &amp; Secondary Plan)</b>	<b>0</b>	<b>0</b>	<b>0</b>	<b>650</b>	<b>870</b>	<b>945</b>	<b>1358</b>	<b>1790</b>	<b>2213</b>	<b>2582</b>	<b>2938</b>		
				Percent Utilization	0%	0%	0%	70%	94%	102%	147%	193%	239%	279%	317%		
Shortage of Pupil Places				926	926	926	276	56	-19	-432	-864	-1287	-1656	-2012			
Estimate number of portables				0	0	0	0	0	1	19	38	56	72	87			

## Secondary Plan Projections

School	No of Schools in Plan	Program	2024	2025	2026	2027	2028	2029	2030	2031	2032	2033	2034	Notes
Trafalgar Corridor	5 Planned Schools	ENG	0	0	0	0	171	344	516	674	833	995	1153	Included in the Hawthorne Village (ENG) and Irma Coulson PS (FI) projections
		FI	0	0	0	0	18	36	54	71	88	105	122	
		<b>Total</b>	<b>0</b>	<b>0</b>	<b>0</b>	<b>0</b>	<b>189</b>	<b>380</b>	<b>570</b>	<b>745</b>	<b>921</b>	<b>1099</b>	<b>1275</b>	
Milton Education Village	1 Planned School	ENG	0	0	0	0	0	66	131	195	253	311	368	TBD
		FI	0	0	0	0	0	7	14	21	27	33	39	
		<b>Total</b>	<b>0</b>	<b>0</b>	<b>0</b>	<b>0</b>	<b>0</b>	<b>73</b>	<b>145</b>	<b>216</b>	<b>280</b>	<b>344</b>	<b>407</b>	
Britannia Corridor	7 Planned School	ENG	0	0	0	0	0	0	360	753	1143	1510	1875	Included in the Milton SE #13 ps (ENG) and Viola Desmond PS (FI) projections
		FI	0	0	0	0	0	0	38	79	120	158	197	
		<b>Total</b>	<b>0</b>	<b>0</b>	<b>0</b>	<b>0</b>	<b>0</b>	<b>0</b>	<b>397</b>	<b>832</b>	<b>1263</b>	<b>1669</b>	<b>2072</b>	

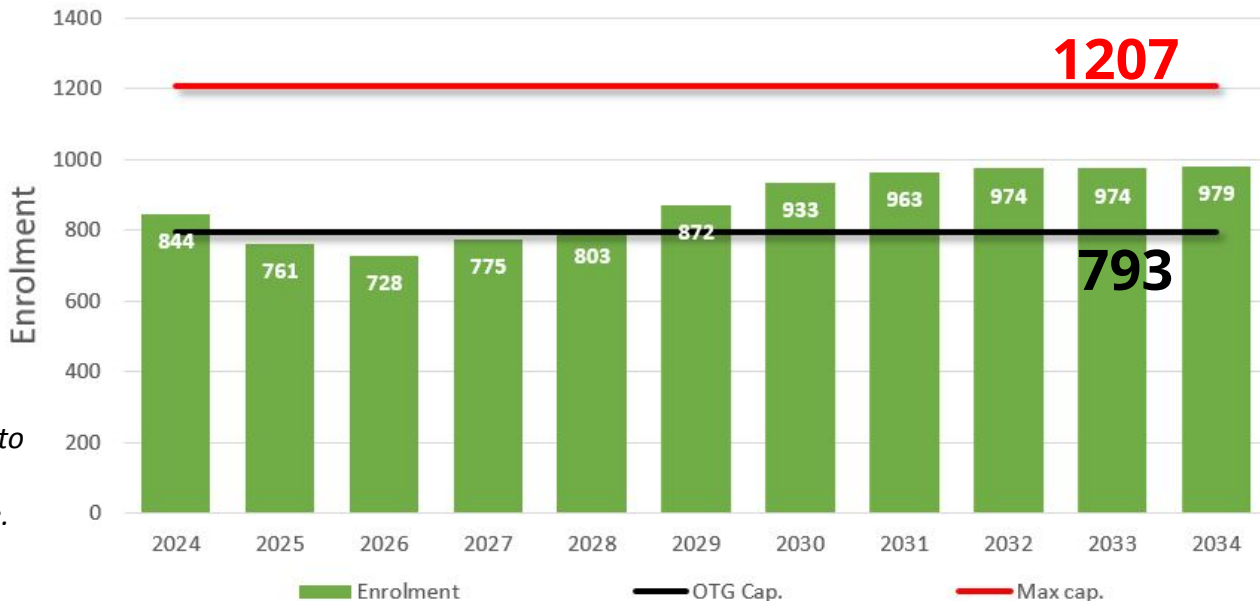
# Option 3a - Projections

Anne J MacArthur PS

Anne J MacArthur PS

## summary:

- School offers K-8 English, 2-8 FI and SPED programs
- Portables are required by 2029.
- FI Program Size: 272-368
- Boundary change:
  - Removes areas east of Regional Road 25 (areas 4-6)
  - English catchment expanded to include new development south of Louis St. Laurent Ave. (area 9 & 11)
  - FI catchment expands to include PL Robertson PS. (phased)



10	0	0	0	0	3	6	7	8	8	8
----	---	---	---	---	---	---	---	---	---	---

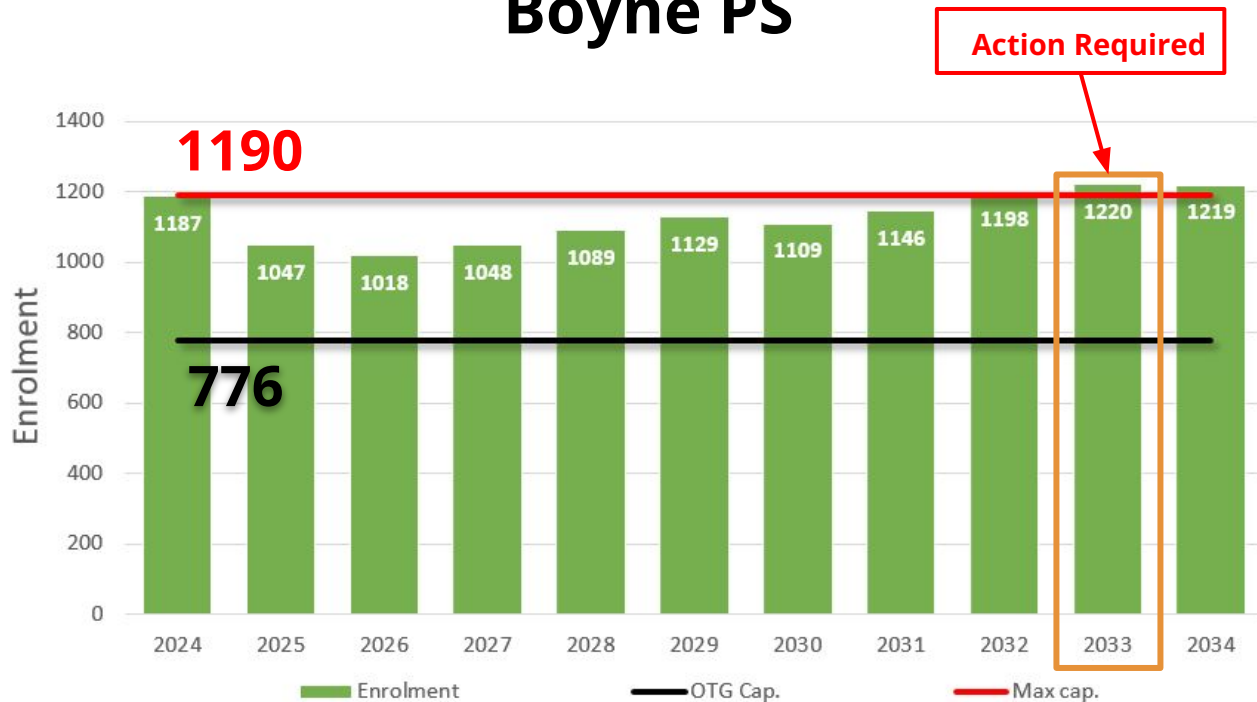
MAX PORTABLES: 18

# Option 3a - Projections

## Boyne PS summary:

- School offers K-8 English, and SPED programs.
- FI attends Anne J MacArthur PS
- Portables are required
- Boundary change:
  - Removes new development south of Louis St. Laurent Ave and east of CNR tracks. (area 11)
  - Adds new development and existing community west of Bronte St. (Area 12)
- *Action Require in 2033.*

## Boyne PS



20	12	10	12	13	15	14	16	18	19	19
----	----	----	----	----	----	----	----	----	----	----

MAX PORTABLES: 18

# Option 3a - Projections

## Cedar Ridge PS summary:

- School offers K-8 English, program.
- More than 5 portables by 2028
- Boundary Change:
  - Catchment size reduce as a result of Milton SE #13 ps opening.
  - Adds new development west of Ontario St. (area 15)
  - FI to attend Tiger Jeet Singh PS. (phased)
- *Action Require in 2033.*

## Cedar Ridge PS (Milton SW #12)



0	0	4	3	6	9	9	9	15	19	19
---	---	---	---	---	---	---	---	----	----	----

MAX PORTABLES: 18



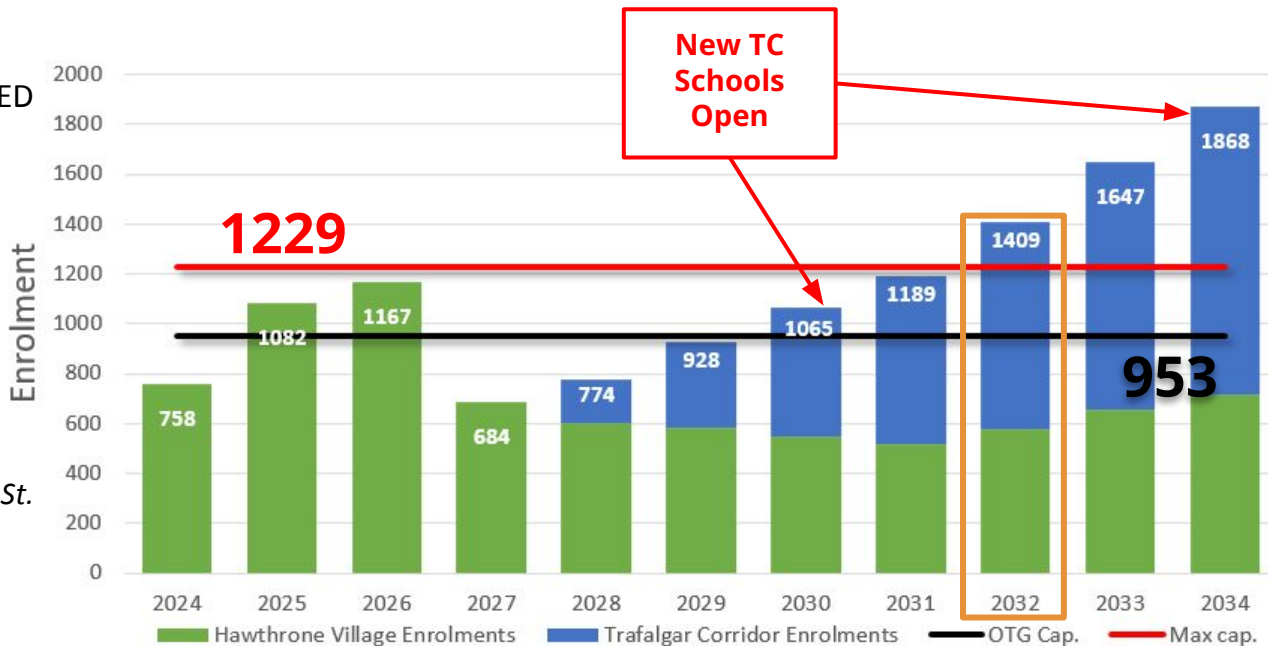
# Option 3a - Projections

## Hawthorne Village PS

### summary:

- School offers K-8 English, and SPED programs.
- FI attends Irma Coulson PS
- Portables are required with the development of the Trafalgar Corridor
- Boundary change:
  - Expanded to include new development south of Louis St. Laurent Ave. (area 17)
  - Holds Milton SE #13 ps students for 2025 & 2026.
- *Action Require in 2030 as a result of Trafalgar corridor development.*

## Hawthorne Village PS



0	6	9	0	0	0	5	10	20	30	40
---	---	---	---	---	---	---	----	----	----	----

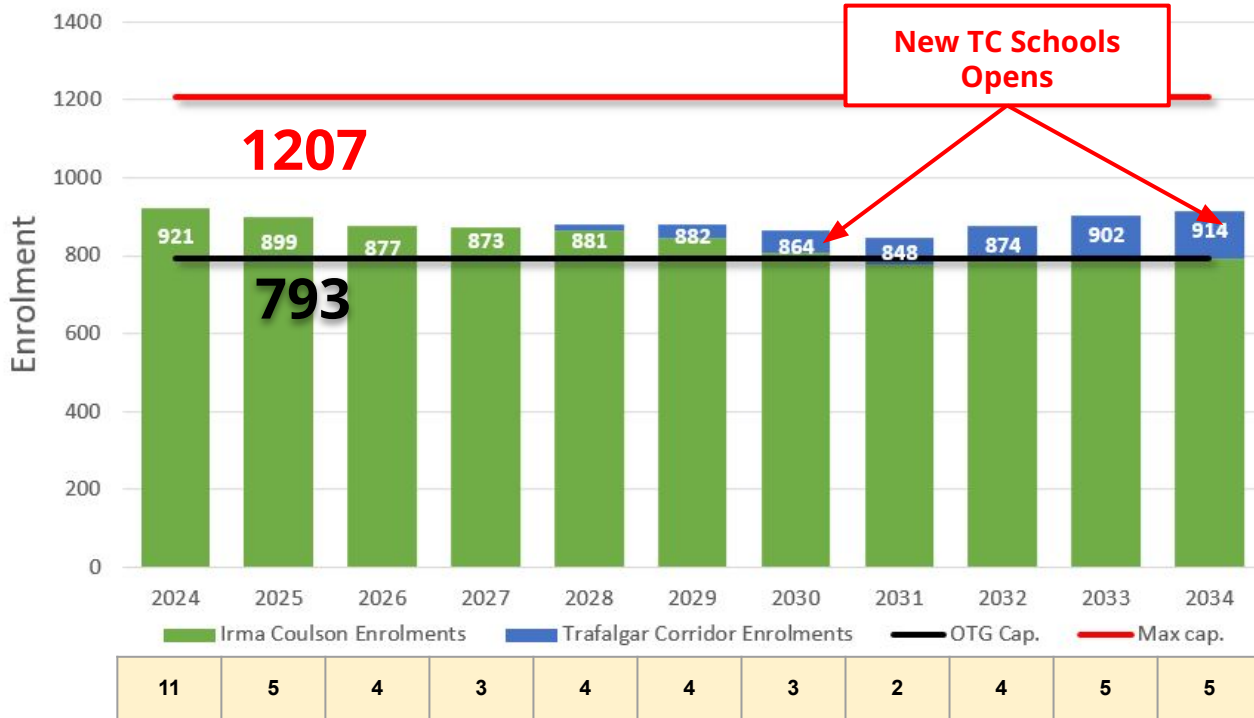
**MAX PORTABLES: 12**

# Option 3a - Projections

## Irma Coulson PS

### Irma Coulson PS summary:

- School offers K-8 English, and FI programs
- 3 to 5 portables are required.
- Projections include the Trafalgar Corridor (FI)
- FI Program Size: 272-309
- Boundary change:
  - *FI boundary expanded to include Milton SE #13 ps.*



MAX PORTABLES: 18

# Option 3a - Projections

## P.L Robertson PS

### P.L. Robertson PS summary:

- School offers K-8 English
- Portable requirement declines.
- Boundary change:
  - *FI directed to Anne J MacArthur PS. (phased)*



12	8	7	6	6	4	3	2	1	1	1
----	---	---	---	---	---	---	---	---	---	---

MAX PORTABLES: 12

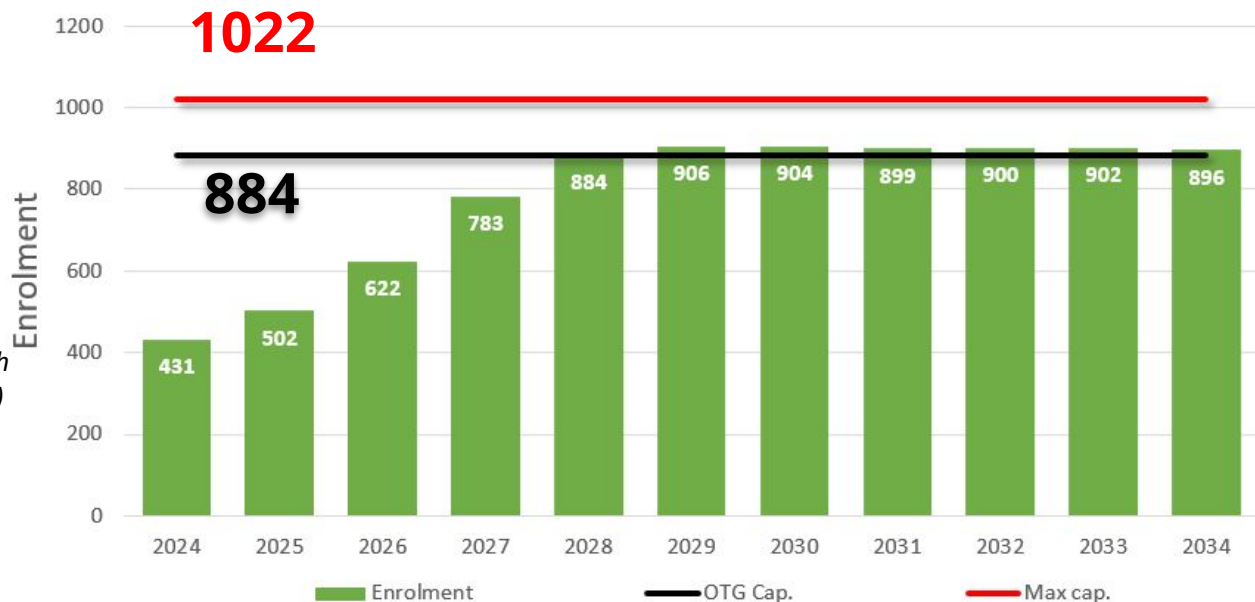


# Option 3a - Projections

## Rattlesnake Point PS summary:

- School offers K-8 English, and SPED programs.
- FI attends Viola Desmond PS.
- One portable is required.
- Boundary change:
  - Removes new development south of Louis St. Laurent Ave. (Areas 9)
  - Milton Education Village south is directed to P.L. Robertson PS

## Rattlesnake Point PS



3	0	0	0	0	1	1	1	1	1	1
---	---	---	---	---	---	---	---	---	---	---

MAX PORTABLES: 6

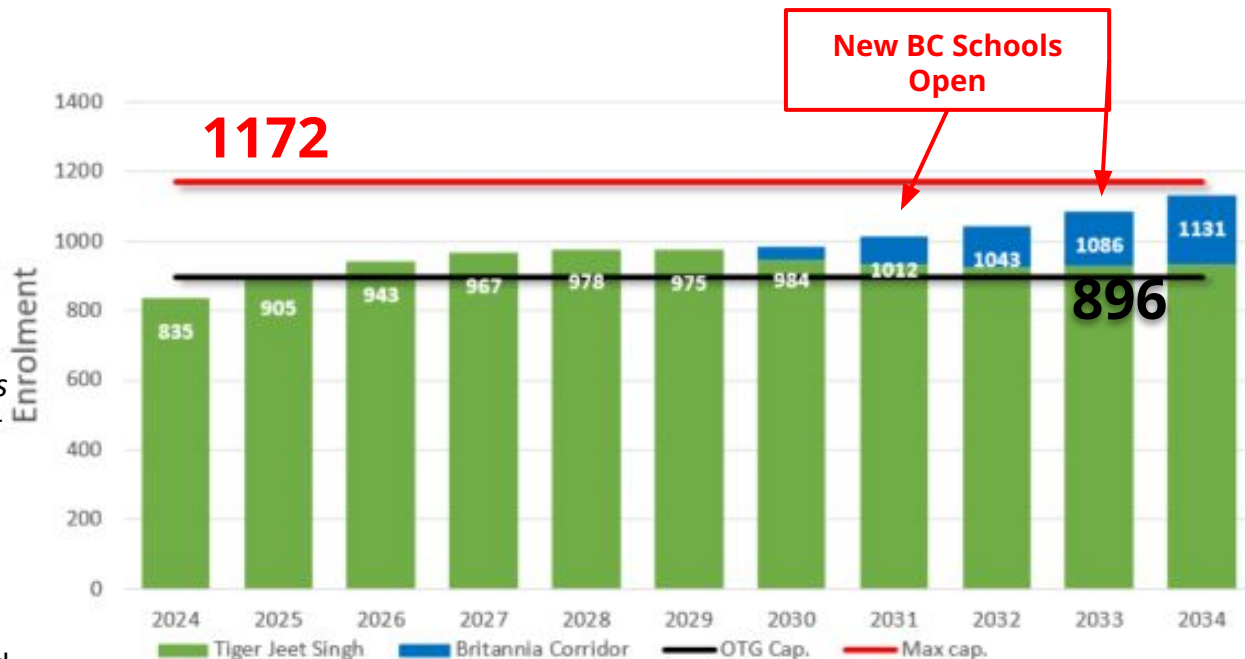
# Option 3a - Projections

## Tiger Jeet Singh PS summary:

- School offers K-8 English, FI and SPED programs
- Portables are required.
- FI Program Size: 193-277
- Boundary change:
  - *Expanded to include students within walking distance west of the school. (area 4-6).*
  - *FI catchment expanded to include Cedar Ridge PS*

**Additional recommendation:** Students redirected to Tiger Jeet Singh PS should attend the same Craig Kielburger SS with their cohort

## Tiger Jeet Singh PS



6	0	2	3	4	3	4	5	6	8	10
---	---	---	---	---	---	---	---	---	---	----

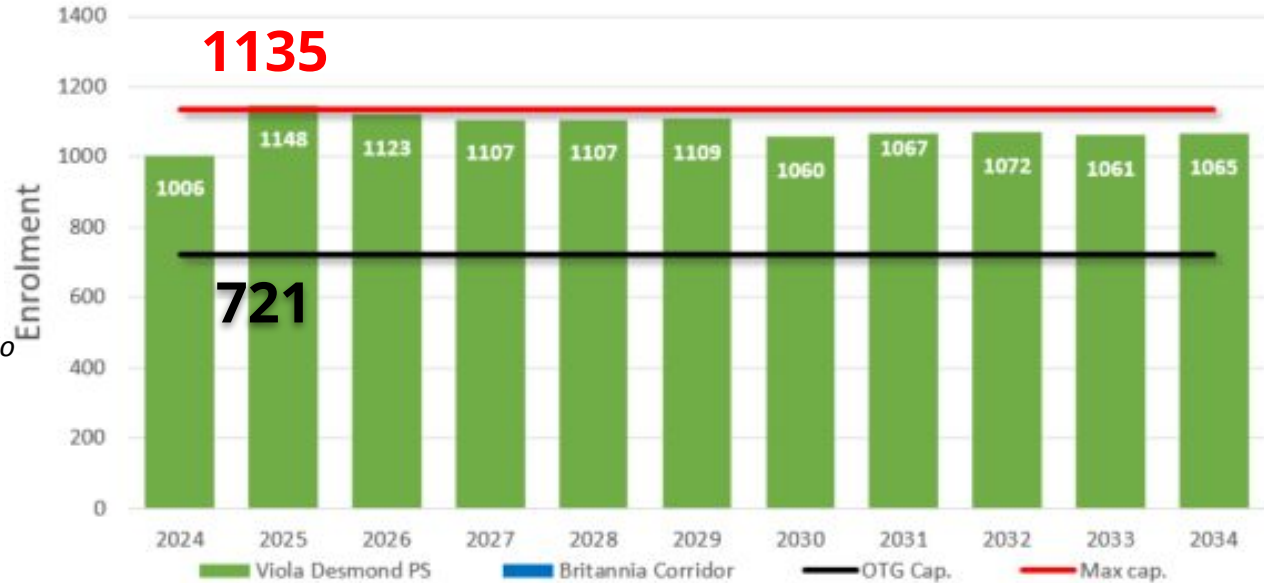
**MAX PORTABLES: 12**

# Option 3a - Projections

## Viola Desmond PS

### Viola Desmond PS summary:

- School offers K-8 English, FI and SPED programs
- Portables are required
- FI Program Size: 214-284
- Boundary change:
  - *New development west of Ontario St directed to Cedar Ridge PS (area 15)*
  - *New development and existing community west of Bronte St to be directed to Boyne PS.*



18	19	17	17	17	17	15	15	15	15	15
----	----	----	----	----	----	----	----	----	----	----

MAX PORTABLES: 18

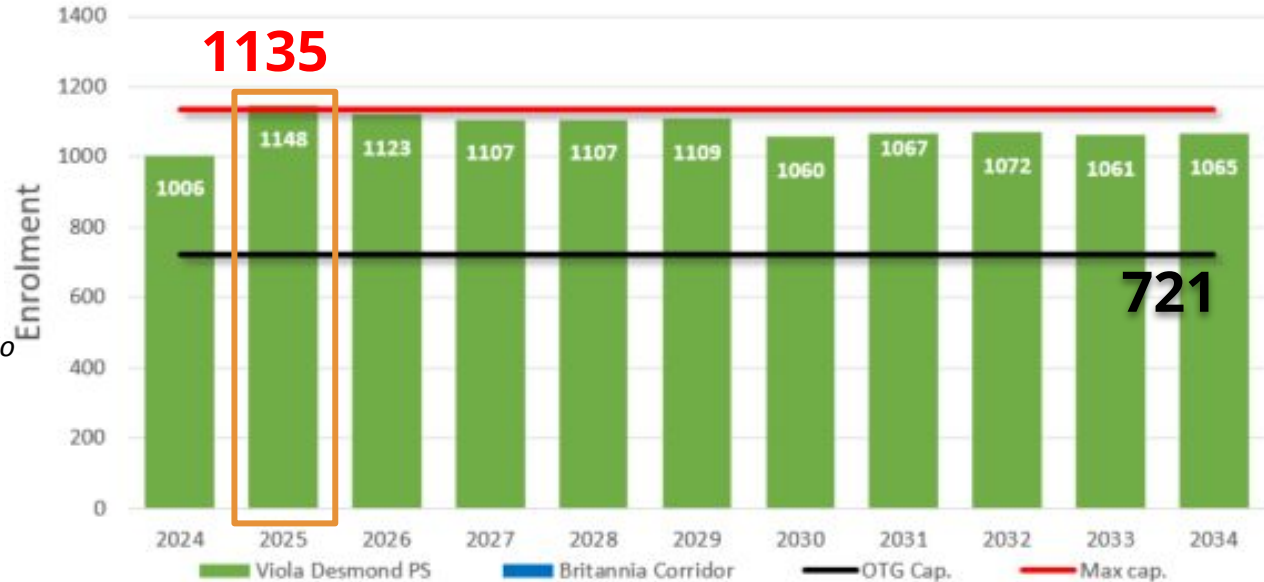


# Option 3a - Projections

## Viola Desmond PS

### Viola Desmond PS summary:

- School offers K-8 English, FI and SPED programs
- Portables are required
- FI Program Size: 214-284
- Boundary change:
  - *New development west of Ontario St directed to Cedar Ridge PS (area 15)*
  - *New development and existing community west of Bronte St to be directed to Boyne PS.*



18	19	17	17	17	17	15	15	15	15	15
----	----	----	----	----	----	----	----	----	----	----

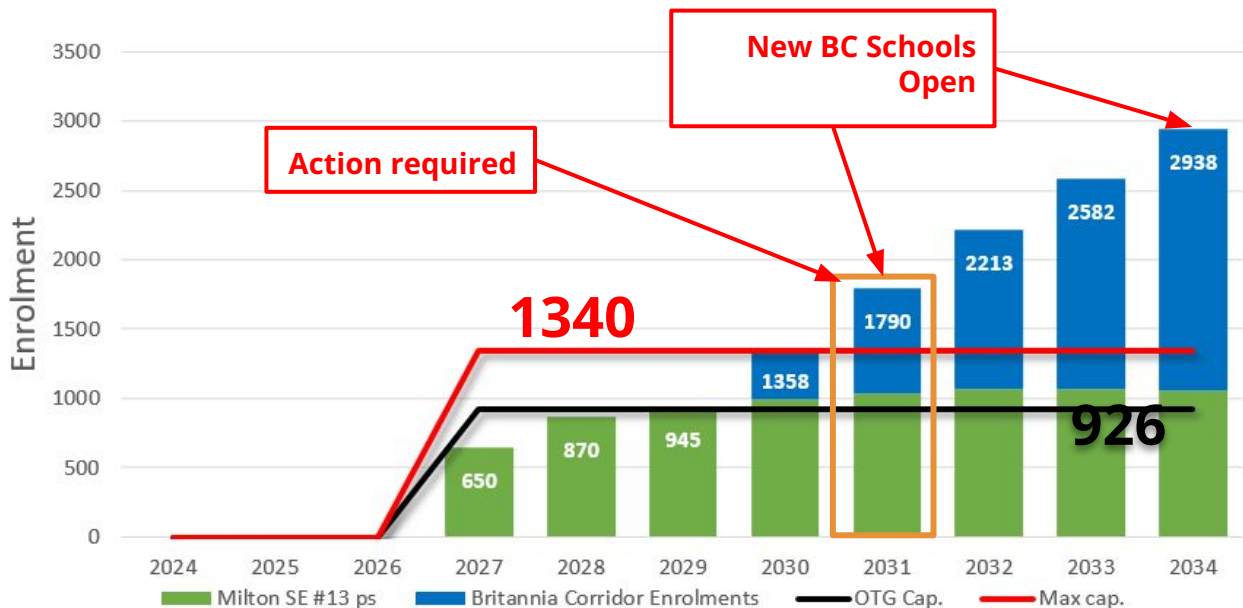
MAX PORTABLES: 18

# Option 3a - Projections

## Milton SE #13 ps summary:

- School to open in 2026.
- School offers K-8 English. SPED to be determined
- FI program attends Irma Coulson PS
- Portables are required by 2029.
- Boundary Change:
  - Established a new boundary between Thompson Rd and James Snow Pkwy.
  - ENG projections include Britannia Corridor.
- *Action Require in 2031 with the development of Britannia Corridor.*

## Milton SE #13 ps



0	0	0	0	0	1	19	38	56	72	87
---	---	---	---	---	---	----	----	----	----	----

MAX PORTABLES: 18