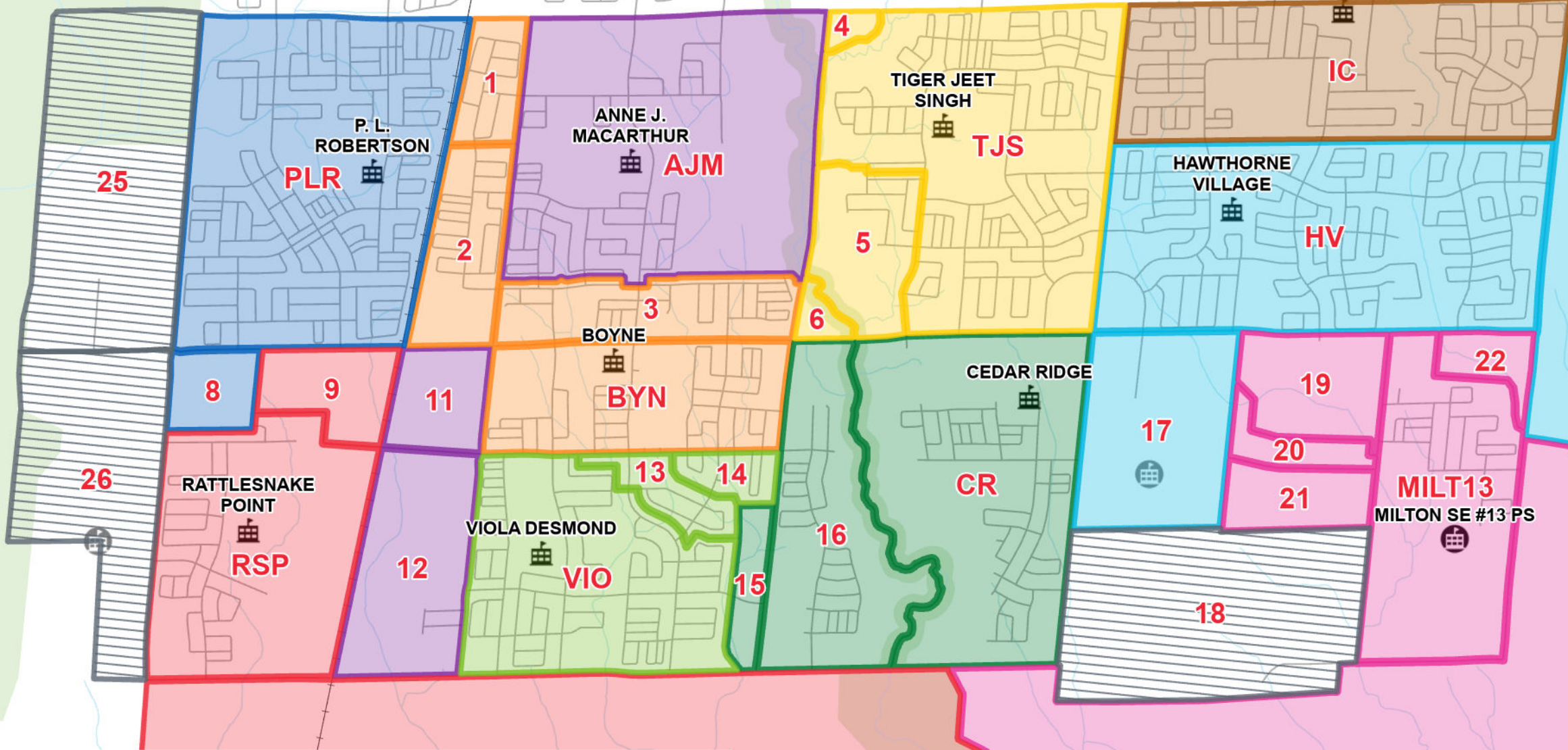


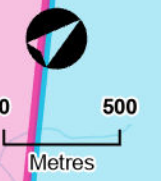
South Milton Boundary Review

Option 8a - English Boundaries



School Catchments

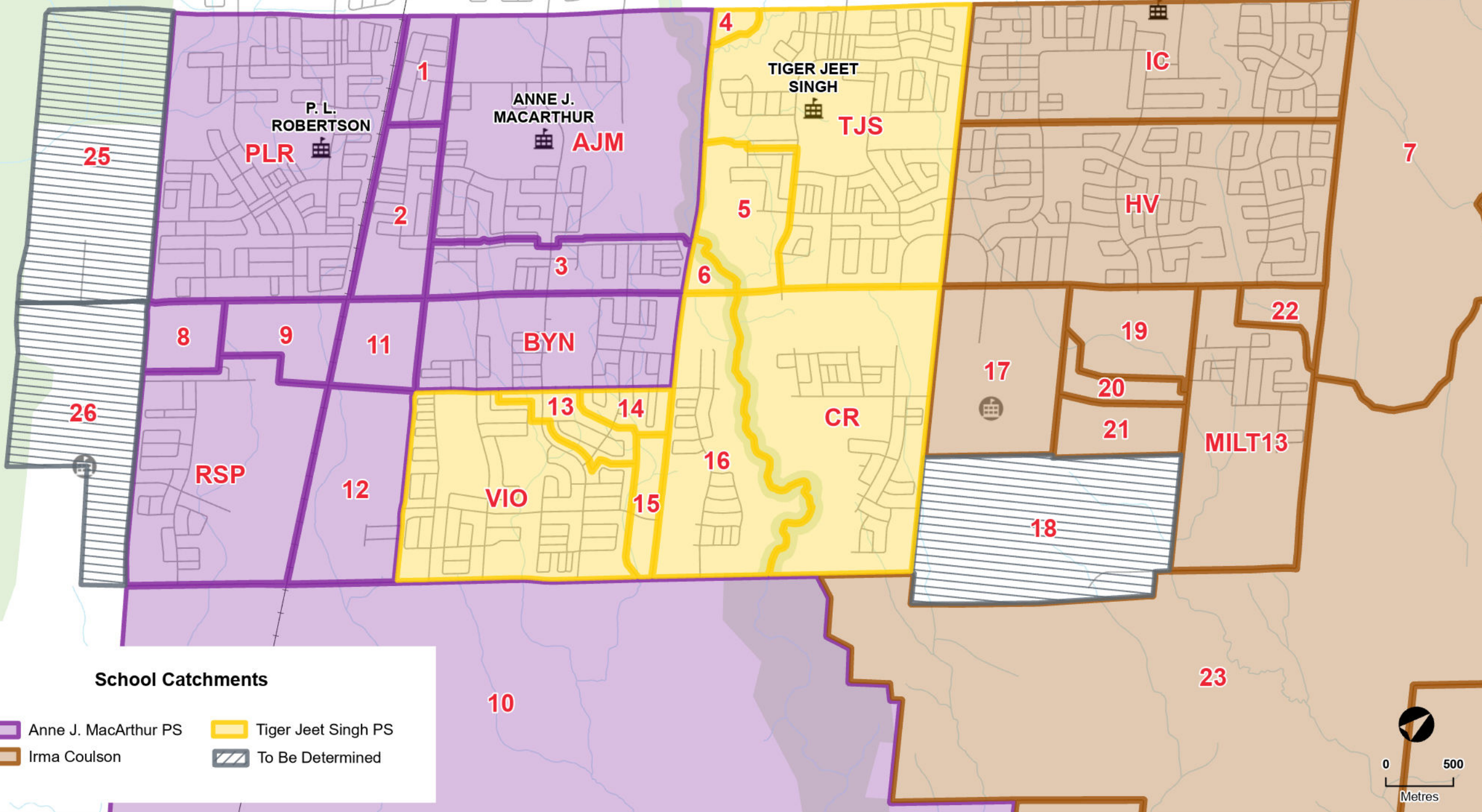
- | | | |
|----------------------|----------------------|---------------------|
| Anne J. MacArthur PS | Irma Coulson | Tiger Jeet Singh PS |
| Boyne PS | Milton SE #13 PS | Viola Desmond PS |
| Cedar Ridge PS | P. L. Robertson PS | To Be Determined |
| Hawthorne Village PS | Rattlesnake Point PS | |



South Milton Boundary Review

Option 8a - French Immersion Boundaries

IRMA COULSON



Option 8a

Oct 15

- based on Sept 1 Aspen extract.
 - 6 French Immersion schools
 Scenario 1463 & 1473

Trafalgar Corridor #1 opens Britannia Corridor #1 opens Britannia Corridor #2 opens Trafalgar Corridor #1

School	Building Capacity	Portable	Total Capacity	Program	2024	2025	2026	2027	2028	2029	2030	2031	2032	2033	2034	Notes
Anne J. MacArthur PS	793	Maximum: 18	1207	ENG (AJM)	562	508	460	527	584	621	600	587	600	609	610	Area east of Regional Rd 25 redirected to Tiger Jeet Singh PS. Catchment expanded to include new development south of Louis St. Laurent Ave. FI catchment expands to include PL Robertson and Rattlesnake Point
		Port: Cap: 414		FI	273	281	313	347	383	415	441	470	472	473	474	
	SPED				9	9	9	9	9	9	9	9	9	9	9	
	Total				844	797	782	883	976	1045	1050	1065	1081	1091	1093	
	Percent Utilization				106%	101%	99%	111%	123%	132%	132%	134%	136%	138%	138%	
	Shortage of Pupil Places (-)				-51	-4	11	-90	-183	-252	-257	-272	-288	-298	-300	
Estimate number of portables				10	0	0	4	8	11	11	12	13	13	13		
Boyne PS	776	Maximum: 18	1190	ENG	1156	990	955	941	935	928	913	947	997	1015	1012	New development south of Louis St. Laurent directed to Anne J. MacArthur PS.
		Port: Cap: 414		FI	0	0	0	0	0	0	0	0	0	0	0	
	SPED				31	31	31	31	31	31	31	31	31	31	31	
	Total				1187	1021	986	972	966	959	944	978	1028	1046	1043	
	Percent Utilization				153%	132%	127%	125%	124%	124%	122%	126%	133%	135%	134%	
	Shortage of Pupil Places (-)				-411	-245	-210	-196	-190	-183	-168	-202	-252	-270	-267	
Estimate number of portables				20	11	9	9	8	8	7	9	11	12	12		
Cedar Ridge PS (Milton SW #12 ps)	770	Maximum: 18	1184	ENG	675	774	856	848	912	968	974	988	1115	1203	1218	Areas with the Milton 13 vicinity removed. Catchment expanded west Regional Rd 25. FI directed to Tiger Jeet Singh PS Action required by 2033.
		Port: Cap: 414		FI	0	0	0	0	0	0	0	0	0	0	0	
	SPED				0	0	0	0	0	0	0	0	0	0		
	Total				675	774	856	848	912	968	974	988	1115	1203	1218	
	Percent Utilization				88%	101%	111%	110%	118%	126%	127%	128%	145%	156%	158%	
	Shortage of Pupil Places				95	-4	-86	-78	-142	-198	-204	-218	-345	-433	-448	
Estimate number of portables				0	0	4	3	6	9	9	9	15	19	19		
Hawthorne Village PS	953	Maximum: 12	1229	ENG (HV)	739	1063	1148	665	584	565	530	496	557	634	696	Catchment expands to include potential enrolments south of Louis St. Laurent Ave. Projections include Trafalgar Corridor (ENG) New school planned for 2030, & 2034.
		Port: Cap: 276		FI	0	0	0	0	0	0	0	0	0	0	0	
	SPED				19	19	19	19	19	19	19	19	19	19		
	Community Total				758	1082	1167	684	603	584	549	515	576	653	715	
	Est. # Port.				0	6	9	0	0	0	0	0	0	0	0	
	ENG (TC)				0	0	0	0	171	344	516	674	833	995	1153	
	Grand Total (Boundary Review & Secondary Plan)				758	1082	1167	684	774	928	1065	1189	1409	1647	1868	
	Percent Utilization				80%	114%	122%	72%	81%	97%	112%	125%	148%	173%	196%	
Available (+) / Shortage of Pupil Places (-)				195	-129	-214	269	179	25	-112	-236	-456	-694	-915		
Estimate number of portables				0	6	9	0	0	0	5	10	20	30	40		
Irma Coulson PS	793	Maximum: 18	1207	ENG	640	608	589	570	555	545	515	505	505	507	498	FI Catchment expands to include Milton SE#13 students electing FI. Projections include potential enrolments from Trafalgar Corridor Secondary Plan (FI) and Britannia Corridor (FI) New school planned for 2030, 2031, 2033, & 2034.
		Port: Cap: 414		FI (IC)	281	291	288	303	309	300	295	272	282	291	294	
	SPED				0	0	0	0	0	0	0	0	0	0		
	Community Total				921	899	877	873	863	845	810	777	787	797	793	
	Est. # Port.				11	5	4	3	3	2	1	0	0	0	0	
	FI (TC)				0	0	0	0	18	36	54	71	88	105	122	
	FI (BC)				0	0	0	0	0	0	38	79	120	158	197	
	Grand Total (Boundary Review & Secondary Plan)				921	899	877	873	881	882	902	927	994	1060	1111	
Percent Utilization				116%	113%	111%	110%	111%	111%	114%	117%	125%	134%	140%		
Available (+) / Shortage of Pupil Places (-)				-128	-106	-84	-80	-88	-89	-109	-134	-201	-267	-318		
Estimate number of portables				11	5	4	3	4	4	5	6	9	12	14		

Option 8a

Oct 15

- based on Sept 1 Aspen extract.

- 6 French Immersion schools

Scenario 1463 & 1473

Trafalgar Corridor
#1 opens

Britannia Corridor
#1 opens

Britannia Corridor
#2 opens

Trafalgar Corridor
#1

School	Building Capacity	Portable	Total Capacity	Program	2024	2025	2026	2027	2028	2029	2030	2031	2032	2033	2034	Notes	
P.L. Robertson PS	818	Maximum: 12 Port: Cap: 276	1094	ENG (PLR)	862	853	835	892	941	939	948	955	935	934	928	Catchment expanded to include new development south of Louis St. Laurent Ave	
				FI (PLR)	174	148	125	100	80	59	27	0	0	0	0		
				SPED	9	9	9	9	9	9	9	9	9	9	9		9
				Total	1045	1011	969	1002	1030	1007	984	964	944	943	937		
				Percent Utilization	128%	124%	118%	122%	126%	123%	120%	118%	115%	115%	114%		
Shortage of Pupil Places (-)					-227	-193	-151	-184	-212	-189	-166	-146	-126	-125	-119	FI directed to Anne J. MacArthur PS	
Estimate number of portables					12	8	7	8	9	8	7	6	5	5	5		
Rattlesnake Point PS	884	Maximum: 6 Port: Cap: 138	1022	ENG	409	480	600	728	788	848	914	944	942	939	937		New development area redirected to P.L. Robertson PS
				FI	0	0	0	0	0	0	0	0	0	0	0		
				SPED	22	22	22	22	22	22	22	22	22	22	22	22	
				Total	431	502	622	750	810	870	936	966	964	961	959		
				Percent Utilization	49%	57%	70%	85%	92%	98%	106%	109%	109%	109%	109%		
Available (+) / Shortage of Pupil Places (-)					453	382	262	134	74	14	-52	-82	-80	-77	-75	FI expanded to include students residing in the Cedar Ridge PS catchment.	
Estimate number of portables					3	0	0	0	0	0	2	4	3	3	3		
Tiger Jeet Singh PS	896	Maximum: 12 Port: Cap: 276	1172	ENG	643	680	704	726	722	710	673	648	629	625	627		Catchment expanded to include areas east of Regional Rd 25.
				FI	162	209	241	252	281	304	325	350	361	367	372		
				SPED	30	30	30	30	30	30	30	30	30	30	30	30	
				Total	835	919	974	1008	1033	1044	1028	1028	1019	1022	1029		
				Percent Utilization	93%	103%	109%	113%	115%	117%	115%	115%	114%	114%	115%		
Available of Pupil Places (+)					61	-23	-78	-112	-137	-148	-132	-132	-123	-126	-133	FI expanded to include Cedar Ridge PS and Viola Desmond PS.	
Estimate number of portables					6	1	3	5	6	6	6	6	5	5	6		
Viola Desmond PS	721	Maximum: 18 Port: Cap: 414	1135	ENG	796	930	895	884	874	873	838	857	862	852	856		New development west of Regional Rd 25 to Cedar Ridge PS.
				FI	192	175	153	122	103	77	40	0	0	0	0		
				SPED	18	18	18	18	18	18	18	18	18	18	18	18	
				Total	1006	1122	1066	1024	994	968	895	875	880	870	874		
				Percent Utilization	140%	156%	148%	142%	138%	134%	124%	121%	122%	121%	121%		
Shortage of Pupil Places					-285	-401	-345	-303	-273	-247	-174	-154	-159	-149	-153	New development and existing community east of Bronte St directed to Anne J. MacArthur PS	
Estimate number of portables					18	17	15	13	12	11	8	7	7	6	7		
Estimate number of portables					18	17	15	13	12	11	8	7	7	6	7		FI directed to Anne J MacArthur

Option 8a

Oct 15

- based on Sept 1 Aspen extract.

- 6 French Immersion schools

Scenario 1463 & 1473

Trafalgar Corridor #1 opens Britannia Corridor #1 opens Britannia Corridor #2 opens Trafalgar Corridor #1

School	Building Capacity	Portable	Total Capacity	Program	2024	2025	2026	2027	2028	2029	2030	2031	2032	2033	2034	Notes		
Milton SE #13 ps	926	Maximum: 18	1340	ENG	0	0	0	650	870	945	998	1037	1070	1072	1063	New catchment established west of James Snow Parkway.		
				FI	0	0	0	0	0	0	0	0	0	0	0			
				SPED	0	0	0	0	0	0	0	0	0	0	0		0	
				Community Total	0	0	0	650	870	945	998	1037	1070	1072	1063			
		Est. # Port.	0	0	0	0	0	1	3	5	6	6	6	Britannia Corridor directed to M13 (ENG)				
		ENG (BC)	0	0	0	0	0	0	360	753	1143	1510	1875					
		Grand Total (Boundary Review & Secondary Plan)					0	0	0	650	870	945	1358	1790	2213	2582	2938	Action required by 2030. New Schools planned for 2031 & 2033
		Percent Utilization					0%	0%	0%	70%	94%	102%	147%	193%	239%	279%	317%	
Shortage of Pupil Places					926	926	926	276	56	-19	-432	-864	-1287	-1656	-2012			
Estimate number of portables					0	0	0	0	0	1	19	38	56	72	87			

Secondary Plan Projections

School	No of Schools in Plan	Program	2024	2025	2026	2027	2028	2029	2030	2031	2032	2033	2034	Notes
Trafalgar Corridor	5 Planned Schools	ENG	0	0	0	0	171	344	516	674	833	995	1153	Included in the Hawthorne Village (ENG) and Irma Coulson PS (FI) projections
		FI	0	0	0	0	18	36	54	71	88	105	122	
		Total	0	0	0	0	189	380	570	745	921	1099	1275	
Milton Education Village	1 Planned School	ENG	0	0	0	0	0	66	131	195	253	311	368	TBS
		FI	0	0	0	0	0	7	14	21	27	33	39	
		Total	0	0	0	0	0	73	145	216	280	344	407	
Britannia Corridor	7 Planned School	ENG	0	0	0	0	0	0	360	753	1143	1510	1875	Included in the Milton SE #13 ps (ENG) and Viola Desmond PS (FI) projections
		FI	0	0	0	0	0	0	38	79	120	158	197	
		Total	0	0	0	0	0	0	397	832	1263	1669	2072	

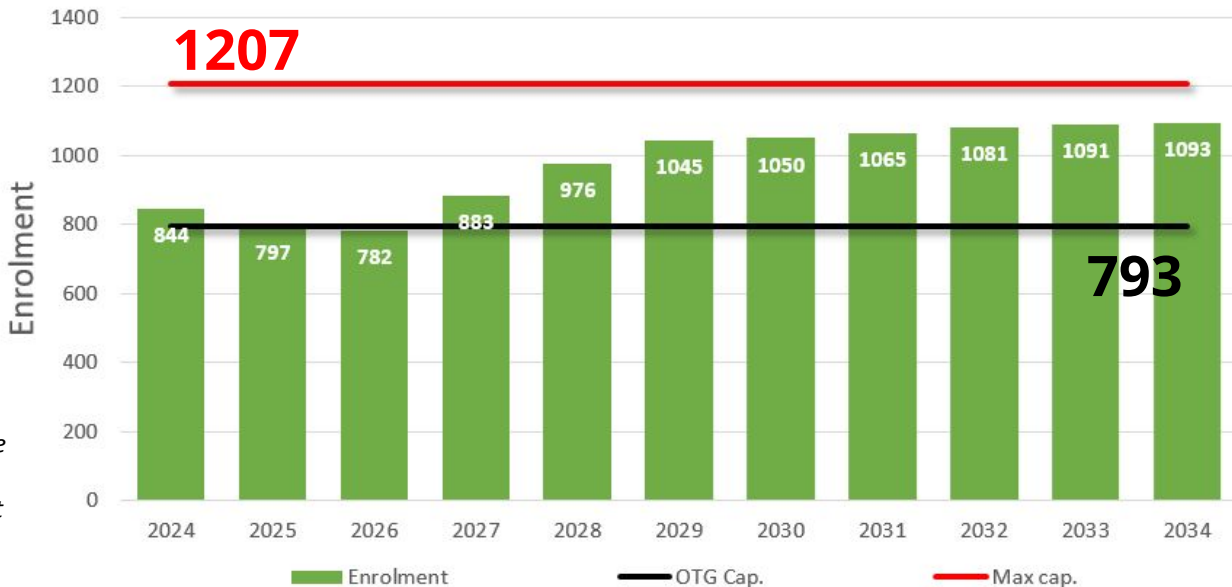
Option 8a - Projections

Anne J MacArthur PS

Anne J MacArthur PS

summary:

- School offers K-8 English, 2-8 FI and SPED programs
- Portables are required.
- FI Program Size: 281-474
- Boundary change:
 - Removes areas east of Regional Road 25 (areas 4-6)
 - English catchment expanded to include new development and existing communities south of Louis St. Laurent Ave. (area 11 & 12)
 - FI catchment expands to include Rattlesnake Point PS & PL Robertson PS. (grades 2-8) (phased)



10	0	0	4	8	11	11	12	13	13	13
----	---	---	---	---	----	----	----	----	----	----

MAX PORTABLES: 18

Option 8a - Projections

Boyne PS summary:

- School offers K-8 English, and SPED programs.
- FI attends Anne J MacArthur PS
- Portables are required
- Boundary change:
 - *Removes new development south of Louis St. Laurent Ave and east of CNR tracks. (area 11)*

Boyne PS



20	11	9	9	8	8	7	9	11	12	12
----	----	---	---	---	---	---	---	----	----	----

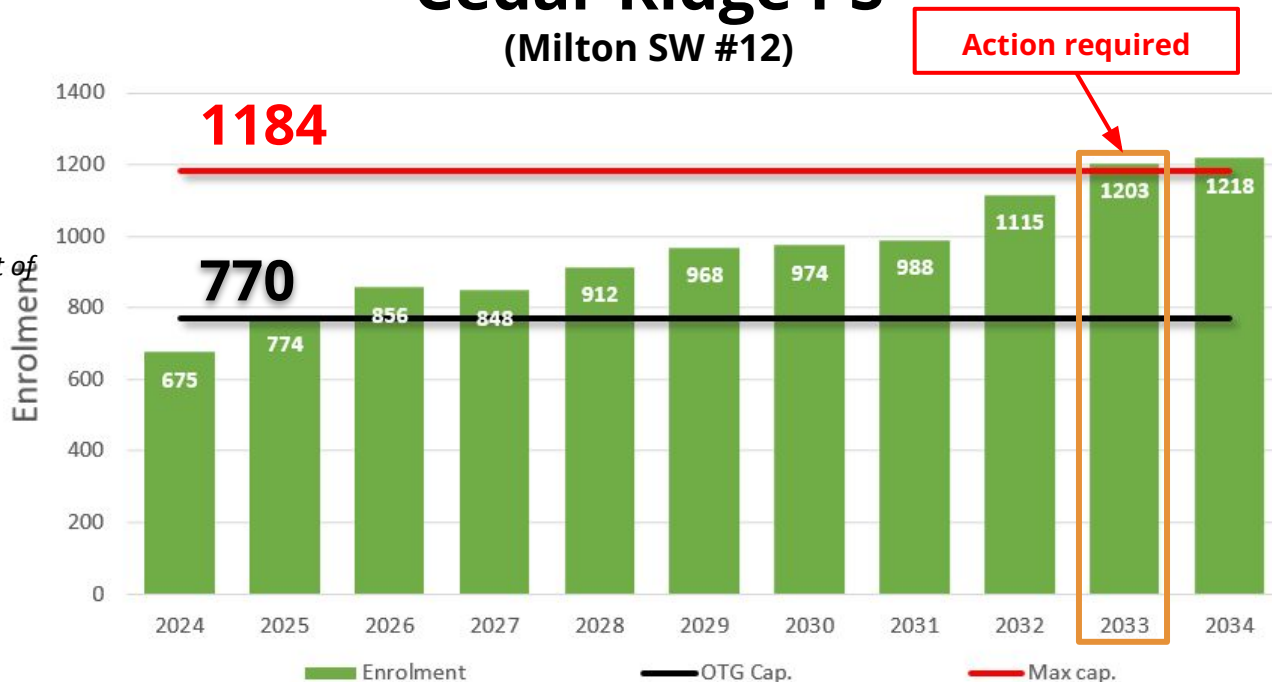
MAX PORTABLES: 18

Option 8a - Projections

Cedar Ridge PS summary:

- School offers K-8 English, program.
- More than 5 portables by 2028
- Boundary Change:
 - Catchment size reduce as a result of Milton SE #13 ps opening.
 - Adds new development west of Ontario St. (area 15)
 - FI to attend Tiger Jeet Singh PS. (phased in)
- *Action Require in 2033.*

Cedar Ridge PS (Milton SW #12)



0	0	4	3	6	9	9	9	15	19	19
---	---	---	---	---	---	---	---	----	----	----

MAX PORTABLES: 18

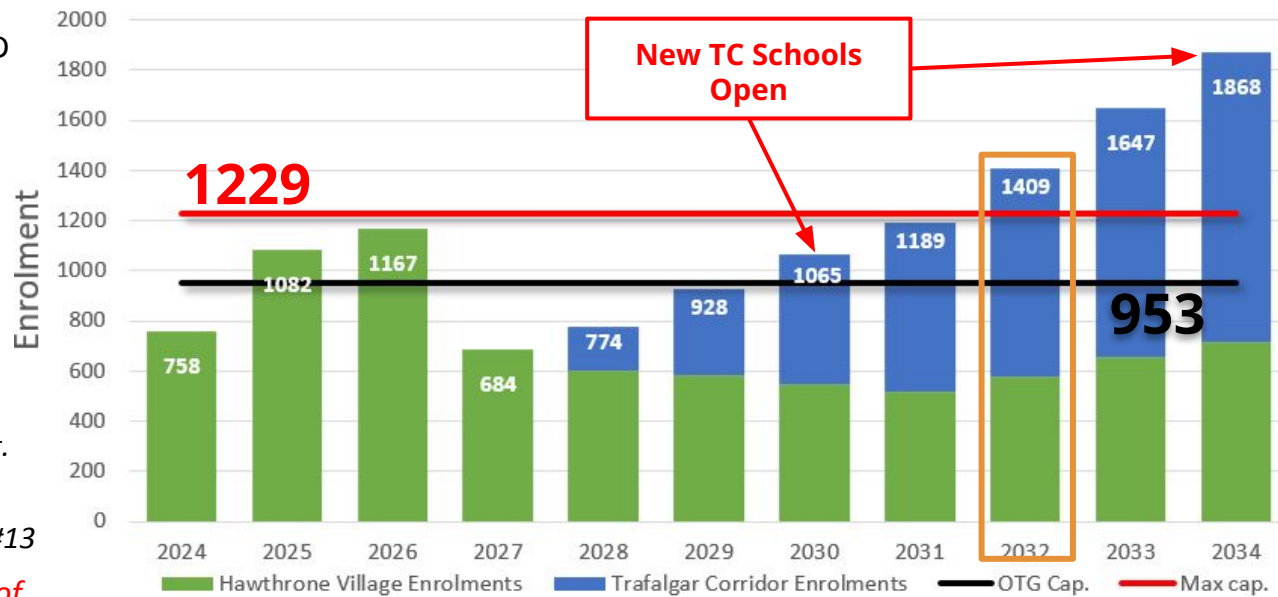
Option 8a - Projections

Hawthorne Village PS

summary:

- School offers K-8 English, and SPED programs.
- FI attends Irma Coulson PS
- Portables are required with the development of the Trafalgar Corridor
- Boundary change:
 - Expanded to include new development south of Louis St. Laurent Ave. (area 17)
 - Holding School for Milton SE #13
- *Action Require in 2032 as a result of Trafalgar Corridor development.*

Hawthorne Village PS



0	6	9	0	0	0	5	10	20	30	40
---	---	---	---	---	---	---	----	----	----	----

MAX PORTABLES: 12

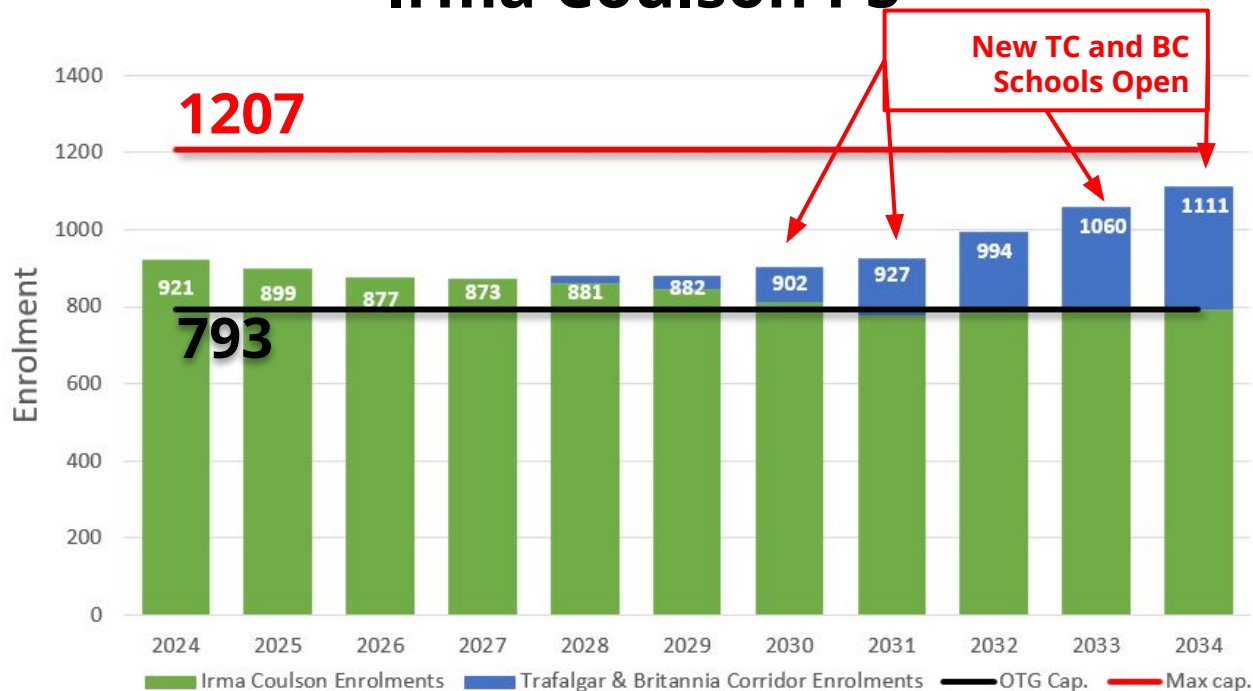
Option 8a - Projections

Irma Coulson PS

Irma Coulson PS

summary:

- School offers K-8 English, and FI programs
- More than 5 portables by 2031
- Projections include the Trafalgar Corridor & Britannia Corridor (FI)
- FI Program Size: 282-309
- Boundary change:
 - *FI boundary expanded to include Milton SE #13 ps.*



11	5	4	3	4	4	5	6	9	12	15
----	---	---	---	---	---	---	---	---	----	----

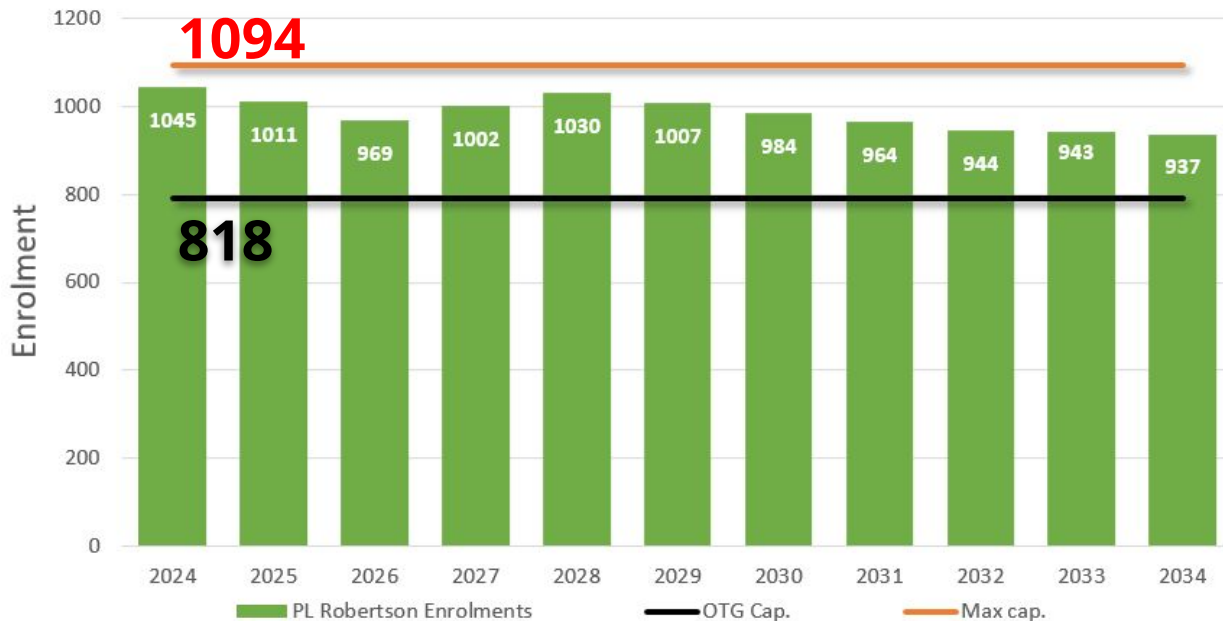
MAX PORTABLES: 18

Option 8a - Projections

P.L Robertson PS

P.L. Robertson PS summary:

- School offers K-8 English, and SPED programs
- Portables are required
- Boundary change:
 - *Catchment expands to include new development south of Louis St. Laurent Ave. (area 8)*
 - *FI program redirected to Anne J. MacArthur PS. (Phased)*



12	8	7	8	9	8	7	6	5	5	5
----	---	---	---	---	---	---	---	---	---	---

MAX PORTABLES: 12

Option 8a - Projections

Rattlesnake Point PS summary:

- School offers K-8 English, and SPED programs.
- FI attends Anne J MacArthur PS.
- Portables are required by 2030.
- Boundary change:
 - *Removes new development south of Louis St. laurent Ave. (Areas 8)*

Rattlesnake Point PS



3	0	0	0	0	0	2	4	3	3	3
---	---	---	---	---	---	---	---	---	---	---

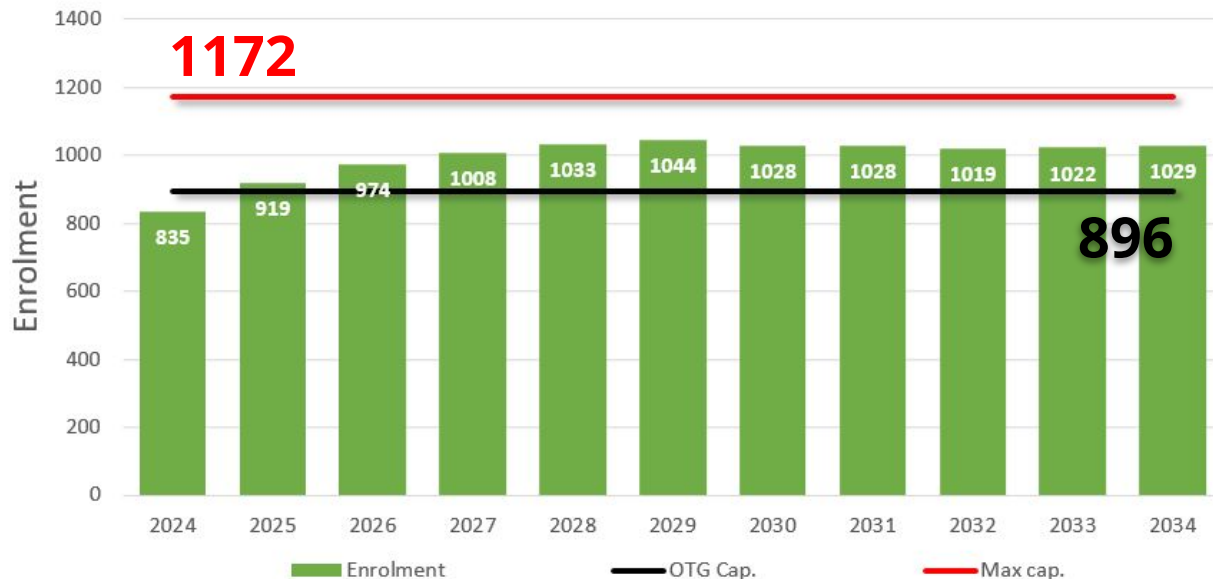
MAX PORTABLES: 6

Option 8a - Projections

Tiger Jeet Singh PS

Tiger Jeet Singh PS summary:

- School offers K-8 English, FI and SPED programs
- Portables are required.
- FI Program Size: 209-367
- Boundary change:
 - Expanded to include students east of Regional Rd 25. (area 4 - 6).
 - FI catchment expanded to include Cedar Ridge PS and Viola Desmond PS



Additional recommendation: Students redirected to Tiger Jeet Singh PS should attend the same Craig Kielburger SS with their cohort

6	1	3	5	6	6	6	6	5	5	5
---	---	---	---	---	---	---	---	---	---	---

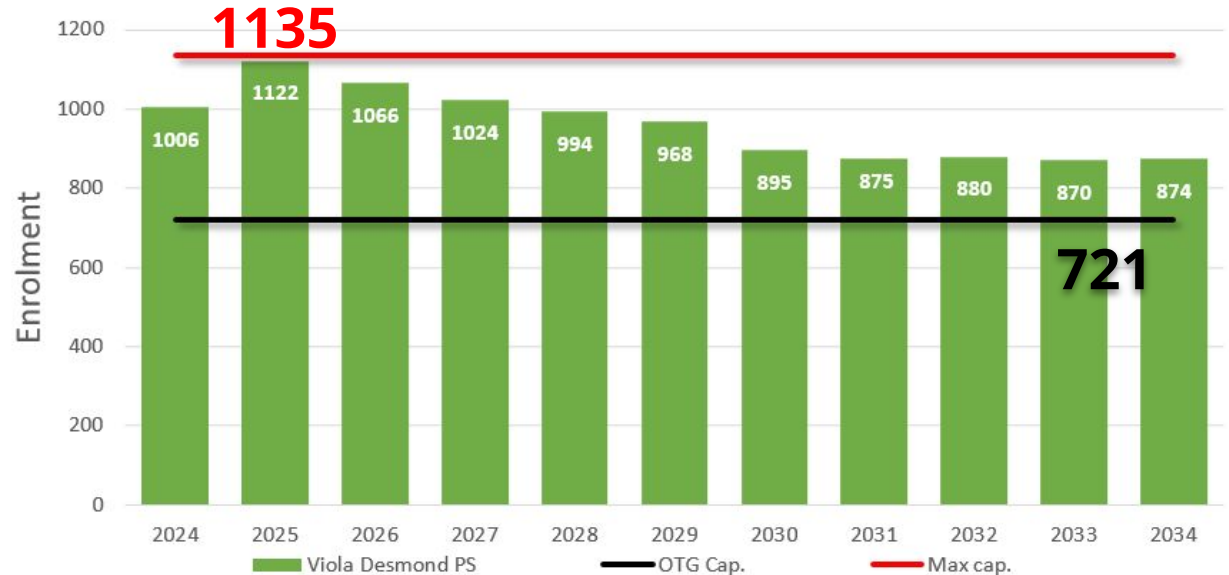
MAX PORTABLES: 12

Option 8a - Projections

Viola Desmond PS

Viola Desmond PS summary:

- School offers K-8 English, & SPED programs
- Portables are required
- Boundary change:
 - *New development west of Ontario St directed to Cedar Ridge PS (area 15)*
 - *New development and existing community west of Bronte St to be directed to Anne J. MacArthur PS (area 12).*
 - *FI Students residing in the Rattlesnake Point catchment directed to Anne J MacArthur (phased)*
 - *FI students residing in the Viola Desmond PS are directed to Tiger Jeet Singh PS. (phased)*



18	17	15	13	12	11	8	7	7	6	7
----	----	----	----	----	----	---	---	---	---	---

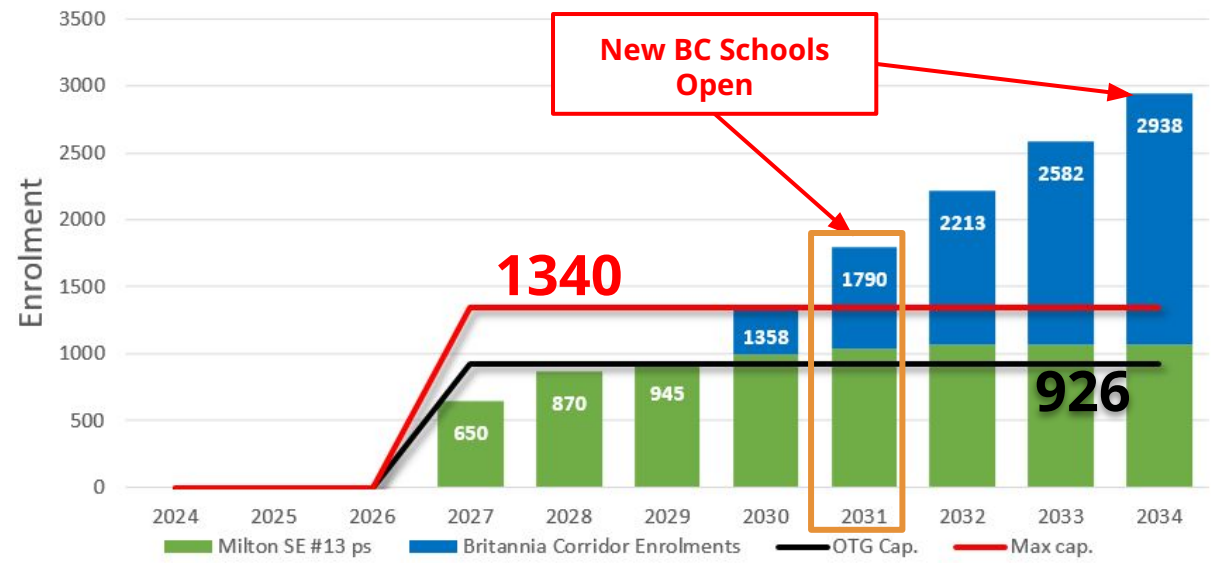
MAX PORTABLES: 18

Option 8A - Projections

Milton SE #13 ps summary:

- School to open in 2026.
- School offers K-8 English. SPED to be determined
- FI program attends Irma Coulson PS
- Portables are required by 2029.
- Boundary Change:
 - Established a new boundary between Thompson Rd and James Snow Pkwy.
 - ENG projections include Britannia Corridor.
- **Action Require in 2031 with the development of Britannia Corridor.**

Milton SE #13 ps



0	0	0	0	0	1	19	38	56	72	87
---	---	---	---	---	---	----	----	----	----	----

MAX PORTABLES: 18