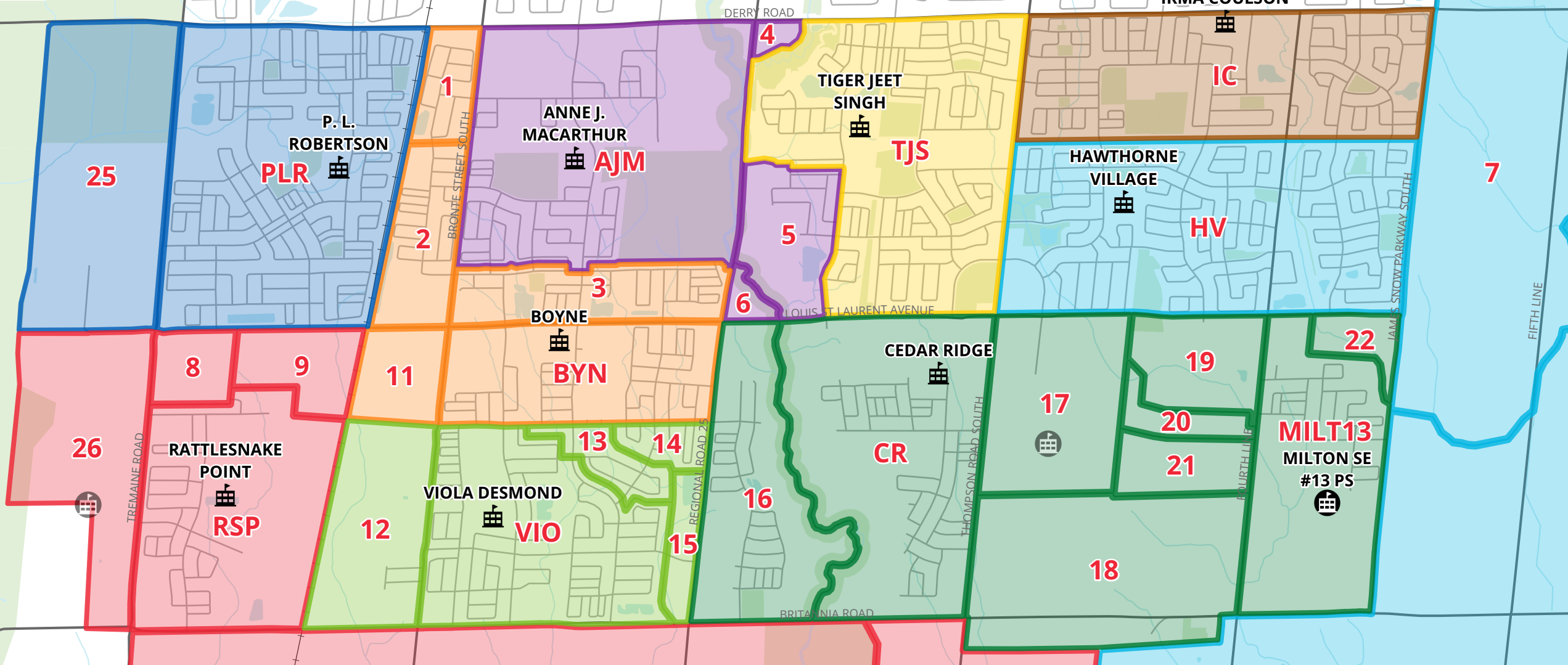


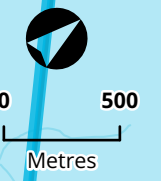
South Milton Boundary Review

Status Quo - English Boundaries



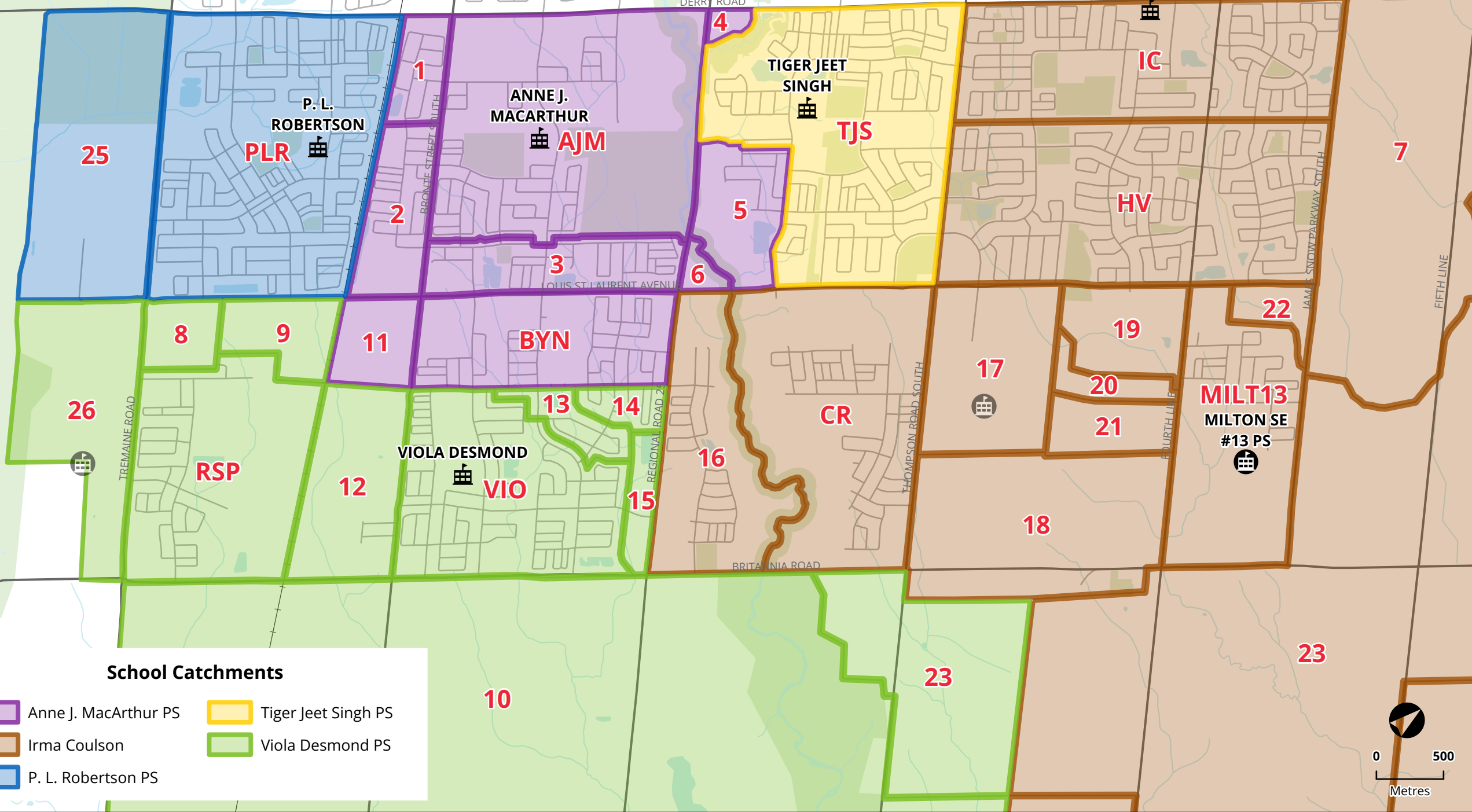
School Catchments

- | | | |
|----------------------|----------------------|------------------|
| Anne J. MacArthur PS | P. L. Robertson PS | Cedar Ridge PS |
| Boyne PS | Rattlesnake Point PS | Milton SW #13 PS |
| Hawthorne Village PS | Tiger Jeet Singh PS | |
| Irma Coulson | Viola Desmond PS | |



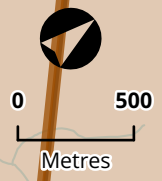
South Milton Boundary Review

Status Quo - French Immersion Boundaries



School Catchments

- Anne J. MacArthur PS
- Tiger Jeet Singh PS
- Irma Coulson
- Viola Desmond PS
- P. L. Robertson PS



Status Quo

Sept 30, 2024

- based on Sept 1 Aspen extract.

- 6 French Immersion schools

Scenario 1463 & 1473

Trafalgar Corridor #1 opens Britannia Corridor #1 opens Britannia Corridor #2 opens Trafalgar Corridor #1 & MEV #1 opens

School	Building Capacity	Portable	Total Capacity	Program	2024	2025	2026	2027	2028	2029	2030	2031	2032	2033	2034	Notes
Anne J. MacArthur PS	793	Maximum: 18	1207	ENG	562	564	551	577	576	571	549	519	511	505	504	Holds areas within walking distance to Tiger Jeet Singh PS. Enrolments are declining.
				FI	273	273	284	283	280	270	263	260	266	266	267	
		SPED		9	9	9	9	9	9	9	9	9	9	9	9	
		Total		844	845	844	869	865	849	821	788	786	779	780		
	Percent Utilization				106%	107%	106%	110%	109%	107%	104%	99%	99%	98%	98%	
	Shortage of Pupil Places (-)				-51	-52	-51	-76	-72	-56	-28	5	7	14	13	
	Estimate number of portables				10	2	2	3	3	2	1	0	0	0	0	
Boyne PS	776	Maximum: 18	1190	ENG	1156	990	955	970	993	986	964	994	1056	1085	1083	Holding students residing in the Viola Desmond catchment in 2024. Impacted by development.
				FI	0	0	0	0	0	0	0	0	0	0	0	
		SPED		31	31	31	31	31	31	31	31	31	31	31	31	
		Total		1187	1021	986	1001	1024	1017	995	1025	1087	1116	1114		
	Percent Utilization				153%	132%	127%	129%	132%	131%	128%	132%	140%	144%	144%	
	Estimate number of portables				20	11	9	10	11	10	10	11	14	15	15	
Cedar Ridge PS (Milton SW #12 ps)	770	Maximum: 18	1184	ENG (CR)	675	1152	1333	1530	1721	1818	1867	1892	2094	2259	2318	Projections include potential enrolments from Milton SE #13 ps and Britannia Secondary Plan. (All programs) Impacted by development. Action required in 2025. New schools open in 2027 (M13), 2031 and 2033.
				FI (CR)	0	28	62	103	149	190	229	267	291	311	317	
				SPED	0	0	0	0	0	0	0	0	0	0	0	
		Community Total		675	1180	1395	1634	1870	2008	2096	2159	2385	2570	2635		
		Est. # Port.		0	18	27	38	48	54	58	60	70	78	81		
		ENG (BC)		0	0	0	0	0	0	360	753	1143	1510	1875		
	FI (BC)	0	0	0	0	0	0	38	79	120	158	197				
	Grand Total (Boundary Review & Secondary Plan)				675	1180	1395	1634	1870	2008	2493	2991	3648	4239	4707	
	Percent Utilization				88%	153%	181%	212%	243%	261%	324%	388%	474%	550%	611%	
	Shortage of Pupil Places				95	-410	-625	-864	-1100	-1238	-1723	-2221	-2878	-3469	-3937	
Estimate number of portables				0	18	27	38	48	54	75	97	125	151	171		
Hawthorne Village PS	953	Maximum: 12	1229	ENG (HV)	739	679	656	606	584	565	530	496	489	496	488	Projections include potential enrolments from Trafalgar Corridor Secondary Plan. (English program) Enrolments are declining. New schools open in 2030 and 2034.
				FI	0	0	0	0	0	0	0	0	0	0	0	
				SPED	19	19	19	19	19	19	19	19	19	19	19	
		Community Total		758	698	675	625	603	584	549	515	508	515	507		
		Est. # Port.		0	0	0	0	0	0	0	0	0	0	0		
	ENG (TC)	0	0	0	0	171	344	516	674	833	995	1153				
	Grand Total (Boundary Review & Secondary Plan)				758	698	675	625	774	928	1065	1189	1341	1510	1661	
	Percent Utilization				80%	73%	71%	66%	81%	97%	112%	125%	141%	158%	174%	
Available (+) / Shortage of Pupil Places (-)				195	255	278	328	179	25	-112	-236	-388	-557	-708		
Estimate number of portables				0	0	0	0	0	0	5	10	17	24	31		

Status Quo

Sept 30, 2024

- based on Sept 1 Aspen extract.
 - 6 French Immersion schools
 Scenario 1463 & 1473

School	Building Capacity	Portable	Total Capacity	Program	2024	2025	2026	2027	2028	2029	Trafalgar Corridor #1 opens	Britannia Corridor #1 opens	2032	Britannia Corridor #2 opens	Trafalgar Corridor #1 & MEV #1 opens	Notes	
					2030	2031	2033	2034									
Viola Desmond PS	721	Maximum: 18	1135	ENG	796	941	898	920	965	1019	966	990	1021	1009	1029	Projections include potential enrolments from Milton Education Secondary Plan. (FI) 2024 excludes students residing within the catchment and attend Boyne PS. Impacted by development. Action Required by 2025. New school open in 2034.	
				FI (VD)	192	216	241	254	287	319	327	334	337	333	339		
		SPED		18	18	18	18	18	18	18	18	18	18	18	18		
		Community Total		1006	1175	1157	1192	1270	1356	1311	1343	1376	1360	1386			
	Port: Cap: 414	Est. # Port.	18	20	19	20	24	28	26	27	28	28	29				
		FI (MEV)	0	0	0	0	0	7	14	21	27	33	39				
	Grand Total (Boundary Review & Secondary Plan)					1006	1175	1157	1192	1270	1363	1325	1363	1402	1393		1425
	Percent Utilization					140%	163%	160%	165%	176%	188%	182%	186%	191%	189%		192%
Shortage of Pupil Places					-285	-454	-436	-471	-549	-635	-590	-622	-655	-639	-665		
Estimate number of portables					18	20	19	20	24	28	26	28	30	29	31		
Milton SE #13 ps	926	Maximum: 18	1340	ENG	0	0	0	0	0	0	0	0	0	0	0	Students included in Milton SW #12 ps The aim is to create a school boundary.	
				FI	0	0	0	0	0	0	0	0	0	0	0		
		SPED		0	0	0	0	0	0	0	0	0	0	0	0		
		Total		0	0	0	0	0	0	0	0	0	0	0	0		
	Port: Cap: 414	Percent Utilization	0%	0%	0%	0%	0%	0%	0%	0%	0%	0%	0%	0%	0%		
Shortage of Pupil Places		926	926	926	926	926	926	926	926	926	926	926	926	926			
Estimate number of portables					0	0	0	0	0	0	0	0	0	0			

Secondary Plan Projections

School	No of Schools in Plan	Program	2024	2025	2026	2027	2028	2029	2030	2031	2032	2033	2034	Notes
Trafalgar Corridor	5 Planned Schools	ENG	0	0	0	0	171	344	516	674	833	995	1153	Included in the Hawthorne Village (ENG) and Irma Coulson PS (FI) projections
		FI	0	0	0	0	18	36	54	71	88	105	122	
		Total	0	0	0	0	189	380	570	745	921	1099	1275	
Milton Education Village	1 Planned School	ENG	0	0	0	0	0	66	131	195	253	311	368	Included in the Rattlesnake Point PS (English) Viola Desmond PS (FI) projections
		FI	0	0	0	0	0	7	14	21	27	33	39	
		Total	0	0	0	0	0	73	145	216	280	344	407	
Britannia Corridor	7 Planned School	ENG	0	0	0	0	0	0	360	753	1143	1510	1875	Included in the Milton SW #12 ps projections
		FI	0	0	0	0	0	0	38	79	120	158	197	
		Total	0	0	0	0	0	0	397	832	1263	1669	2072	