

	Program	OTG	T. Port	T. Cap.	2017	2018	2019	2020	2021	2022	2023	2024	2025	2026	2027	
Anne J. MacArthur PS	ENG	839	18	1253	486	455	438	421	387	370	348	328	328	325	326	
	FI				360	453	524	599	677	735	818	880	924	953	990	
	SC-SPED				7	7	7	7	7	7	7	7	7	7	7	7
	Total				853	915	969	1026	1070	1112	1173	1214	1259	1285	1322	
	Shortage of Pupil Places					-14	-76	-130	-187	-231	-273	-334	-375	-420	-446	-483
	Percent Utilization					102%	109%	115%	122%	128%	133%	140%	145%	150%	153%	158%
Boyne PS	ENG	776	18	1190	1097	1443	1680	1836	2165	2426	2862	3305	3637	3900	4170	
	SC-SPED				19	19	19	19	19	19	19	19	19	19	19	
	Total				1116	1462	1699	1855	2184	2445	2881	3324	3656	3919	4189	
	Shortage of Pupil Places					-340	-686	-923	-1079	-1408	-1669	-2105	-2548	-2880	-3143	-3413
	Percent Utilization					144%	188%	219%	239%	281%	315%	371%	428%	471%	505%	540%
	PL Robertson PS	ENG	818	12	1094	823	796	769	745	704	673	620	586	582	575	574
FI		238				263	293	298	313	316	324	327	322	316	319	
SC-SPED		8				8	8	8	8	8	8	8	8	8	8	8
Total		1069				1067	1070	1051	1025	997	953	921	911	898	901	
Shortage of Pupil Places					-251	-249	-252	-233	-207	-179	-135	-103	-93	-80	-83	
Percent Utilization					131%	130%	131%	128%	125%	122%	116%	113%	111%	110%	110%	
Tiger Jeet Singh PS	ENG	896	12	1172	831	796	785	763	729	707	684	669	675	674	669	
	FI				301	322	334	350	351	356	358	366	362	359	357	
	SC-SPED				6	6	6	6	6	6	6	6	6	6	6	
	Total				1138	1124	1125	1118	1086	1069	1048	1042	1042	1040	1032	
	Shortage of Pupil Places					-242	-228	-229	-222	-190	-173	-152	-146	-146	-144	-136
	Percent Utilization					127%	125%	126%	125%	121%	119%	117%	116%	116%	116%	115%
Milton #10 SW PS	ENG	761	12	1037	0	0	0	0	0	0	0	0	0	0	0	
	FI				0	0	0	0	0	0	0	0	0	0	0	
	SC-SPED				0	0	0	0	0	0	0	0	0	0	0	
	Total				0	0	0	0	0	0	0	0	0	0	0	
	Available Pupil Places					761	761	761	761	761	761	761	761	761	761	
	Percent Utilization					0%	0%	0%	0%	0%	0%	0%	0%	0%	0%	0%
Study Total		4090	72	5746	4176	4567	4864	5051	5366	5623	6055	6501	6869	7142	7444	

Draft LTAP projection based on October 31, 2017 Trillium Extract

Notes

New – Actual enrolments have been updated to Oct 31, 2017. A change in total enrolment or grade distribution has impacted projections.

The implementation of the Program Viability Committee recommendations (Board Reports 16096), grade 1 FI entry ceases September 2017. September 2018, FI grade 2 entry begins.

Anne J. MacArthur PS – Enrolments are projected to increase as a result of developments south of Louis St. Laurent. Most notable increase to be in the FI program. The school will require 3 to 18 portables until 2025. Total capacity is exceeded in 2025.

Boyne PS - Enrolments are projected to increase above total capacity in the 2017/2018 school year as a result of development south of Louis St. Laurent Blvd. FI students are directed to Anne J. MacArthur PS.

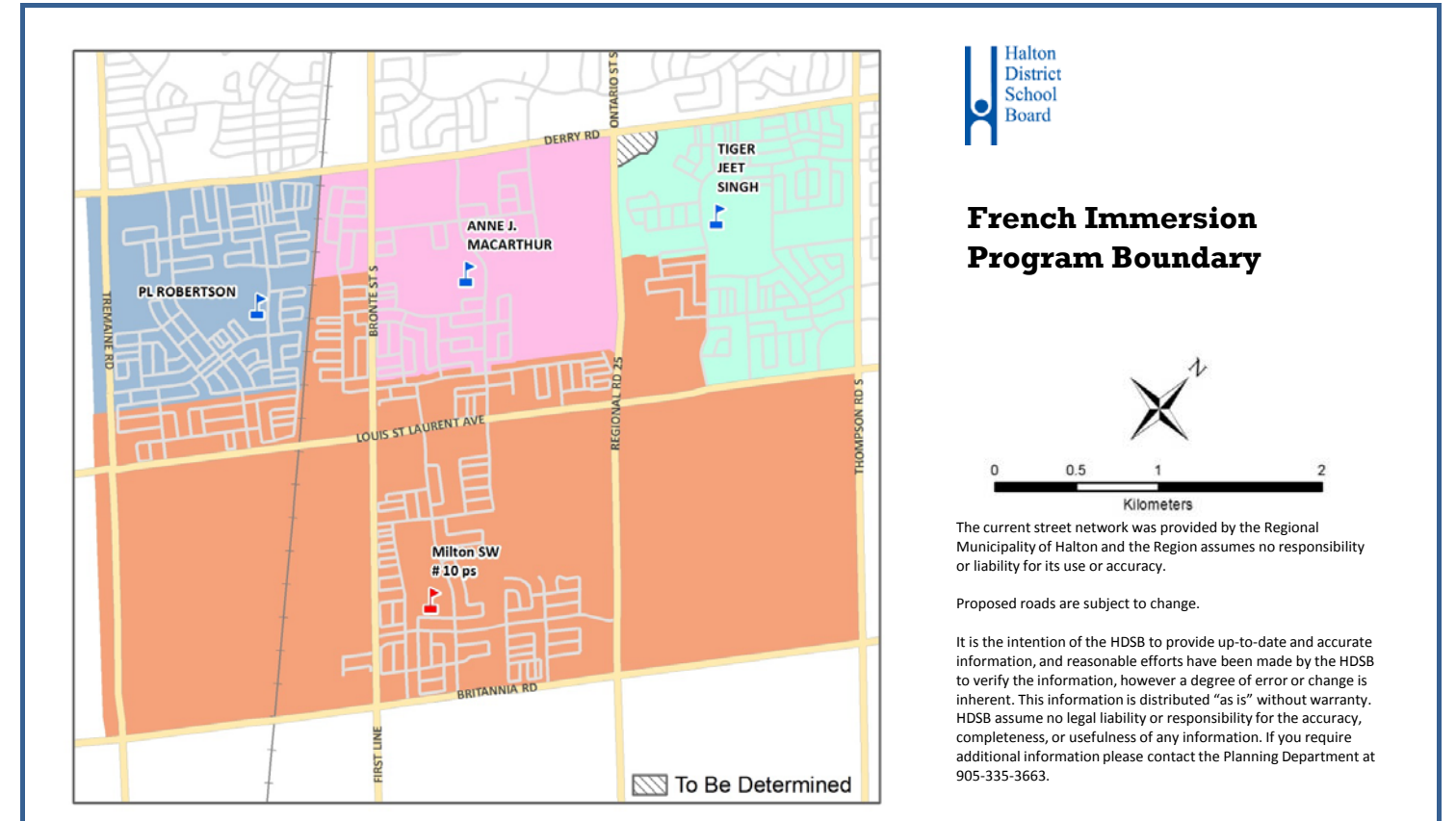
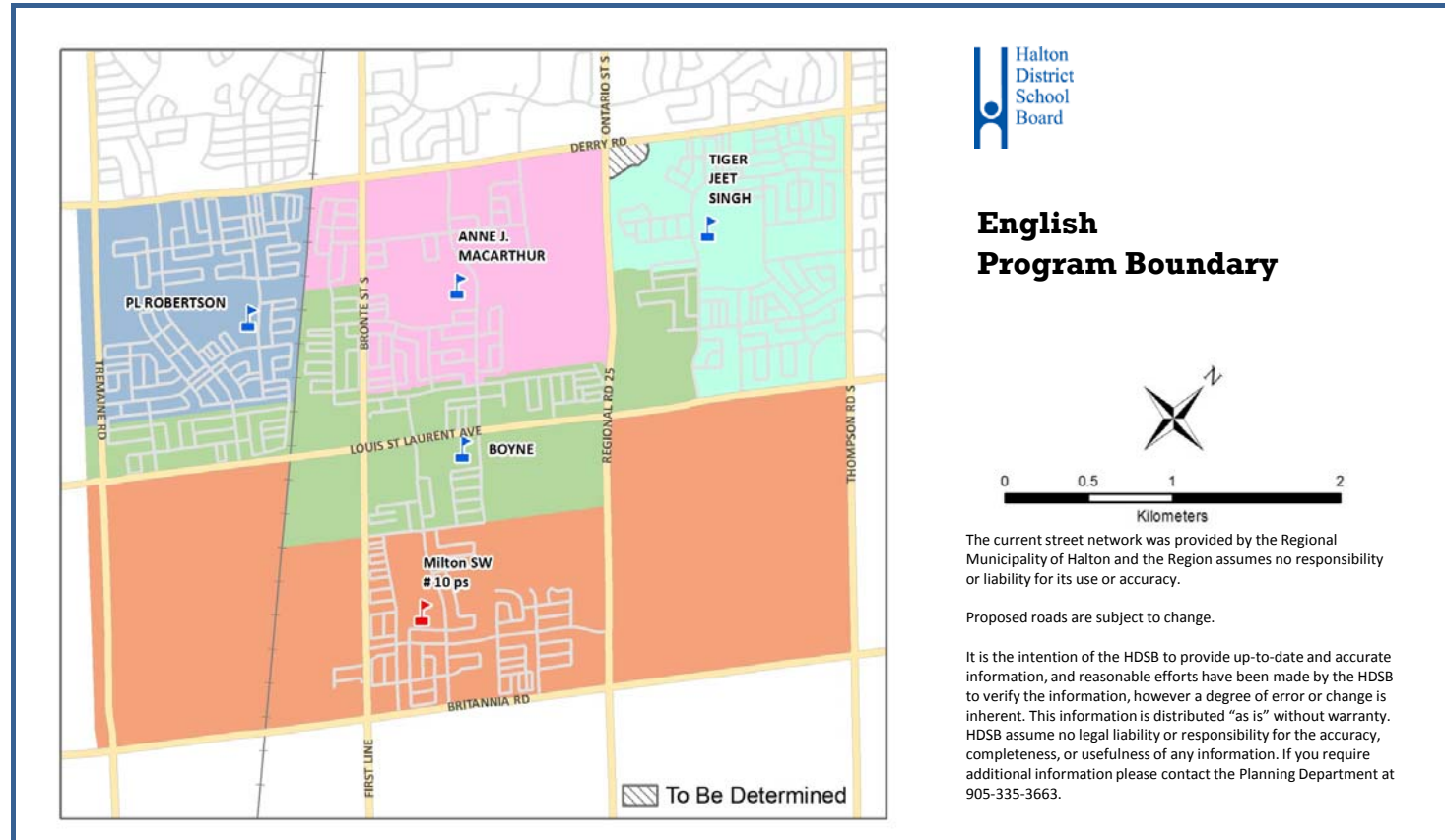
P.L. Robertson PS - Enrolments are projected to decrease over the next ten years but remain above 110% OTG capacity. The school will require 4 to 11 portables for the next ten years.

Tiger Jeet Singh PS - Enrolments are projected to decrease over the next ten year but remain above 110% OTG capacity. The school will require 6 to 10 portables for the next ten years. Although the FI boundary extends south of Louis St. Laurent Blvd, new developments are intended to go to Boyne area schools. Development projections are included in Boyne PS for the English program and Anne J. MacArthur PS for the FI program.

Milton #10 SW ps – Planned to open in September 2018. The school's intent is to accommodate students south of Louis St. Laurent Blvd.

Boyne Development – Currently there are 21 development application on file that impact Anne J. MacArthur PS, and Boyne PS with over 7700 low, medium or high density units. Development is expected to be completed over the next 10 years. Planned developments east of 16 Mile Creek has been included in the projections. Developments can be circulated by the Town of Milton at any time.

New – Additional development has been included in the projection. The most notable is Boyne East development. There is anticipated an addition 9000 units that will impact Boyne PS, and Anne J MacArthur PS in the next 10 years.



	Program	OTG	T. Port	T. Cap.	2017	2018	2019	2020	2021	2022	2023	2024	2025	2026	2027
Anne J. MacArthur PS	ENG	839	18	1253	486	521	510	487	446	426	406	379	382	381	380
	FI				360	415	430	462	474	465	453	407	411	408	408
	SC-SPED				7	7	7	7	7	7	7	7	7	7	7
	Total				853	944	947	955	927	898	866	793	800	796	795
	Shortage of / Available Pupil Places				-14	-105	-108	-116	-88	-59	-27	46	39	43	44
Percent Utilization				102%	112%	113%	114%	110%	107%	103%	94%	95%	95%	95%	
Boyne PS	ENG	776	18	1190	1097	959	1007	1071	1126	1116	1107	1117	1116	1114	1113
	SC-SPED				19	19	19	19	19	19	19	19	19	19	
	Total				1116	978	1026	1090	1145	1135	1126	1136	1135	1133	1132
	Shortage of Pupil Places							-340	-202	-250	-314	-369	-359	-350	-360
	Percent Utilization				144%	126%	132%	141%	148%	146%	145%	146%	146%	146%	146%
PL Robertson PS	ENG	818	12	1094	823	796	769	745	704	673	620	586	582	575	574
	FI				238	263	293	298	313	316	324	327	322	316	319
	SC-SPED				8	8	8	8	8	8	8	8	8	8	8
	Total				1069	1067	1070	1051	1025	997	953	921	911	898	901
	Shortage of Pupil Places				-251	-249	-252	-233	-207	-179	-135	-103	-93	-80	-83
Percent Utilization				131%	130%	131%	128%	125%	122%	116%	113%	111%	110%	110%	
Tiger Jeet Singh PS	ENG	896	12	1172	831	796	785	763	729	707	674	651	645	644	636
	FI				301	322	334	350	351	356	357	365	359	356	353
	SC-SPED				6	6	6	6	6	6	6	6	6	6	6
	Total				1138	1124	1125	1118	1086	1069	1037	1021	1010	1006	995
	Shortage of Pupil Places				-242	-228	-229	-222	-190	-173	-141	-125	-114	-110	-99
Percent Utilization				127%	125%	126%	125%	121%	119%	116%	114%	113%	112%	111%	
Milton #10 SW PS	ENG	761	12	1037	0	417	601	699	980	1255	1697	2136	2467	2730	3002
	FI				0	38	93	137	203	270	365	473	513	545	582
	SC-SPED				0	16	16	16	16	16	16	16	16	16	16
	Total				0	471	710	852	1199	1541	2078	2625	2996	3291	3600
	Available / Shortage of Pupil Places				761	290	51	-91	-438	-780	-1317	-1864	-2235	-2530	-2839
Percent Utilization				0%	62%	93%	112%	158%	203%	273%	345%	394%	432%	473%	
Study Total		4090	72	5746	4176	4583	4879	5067	5382	5639	6060	6496	6853	7124	7422

Purpose: A suggestion by the Boundary Review Committee.

Notes

Anne J. MacArthur PS:

- The English catchment expands west of Bronte Street South to CNR Track, north of the gas pipeline.
- The FI catchment will be reduced in size to mirror the English catchment. *Current FI students will remain at Anne J. MacArthur PS.*
- Anne J, MacArthur PS enrolments are projected to decrease under OTG capacity.
- 1 to 5 portables are projected to be required until 2024.

Boyne PS

- Boyne PS catchment north of Louis St. Laurent Blvd between the CNR tracks and Bronte Street South and north of the gas pipelines to be re-directed to Anne J MacArthur PS. All other areas north of Louis St. Laurent Blvd. and currently attend Boyne PS remain at Boyne PS. The area bounded by Louis St. Laurent Blvd, CNR tracks, Whitlock Avenue, and Bronte Street South to remain at Boyne PS.
- Boyne PS enrolment is projected to increase to near 145% of OTG capacity.
- FI to attend Milton #10 SW ps.
- 9 to 16 portables are projected to be required for the next ten years.

P.L. Robertson PS

- No change to the current boundaries or projections.
- The school will require 4 to 11 portables for the next ten years.

Tiger Jeet Singh PS

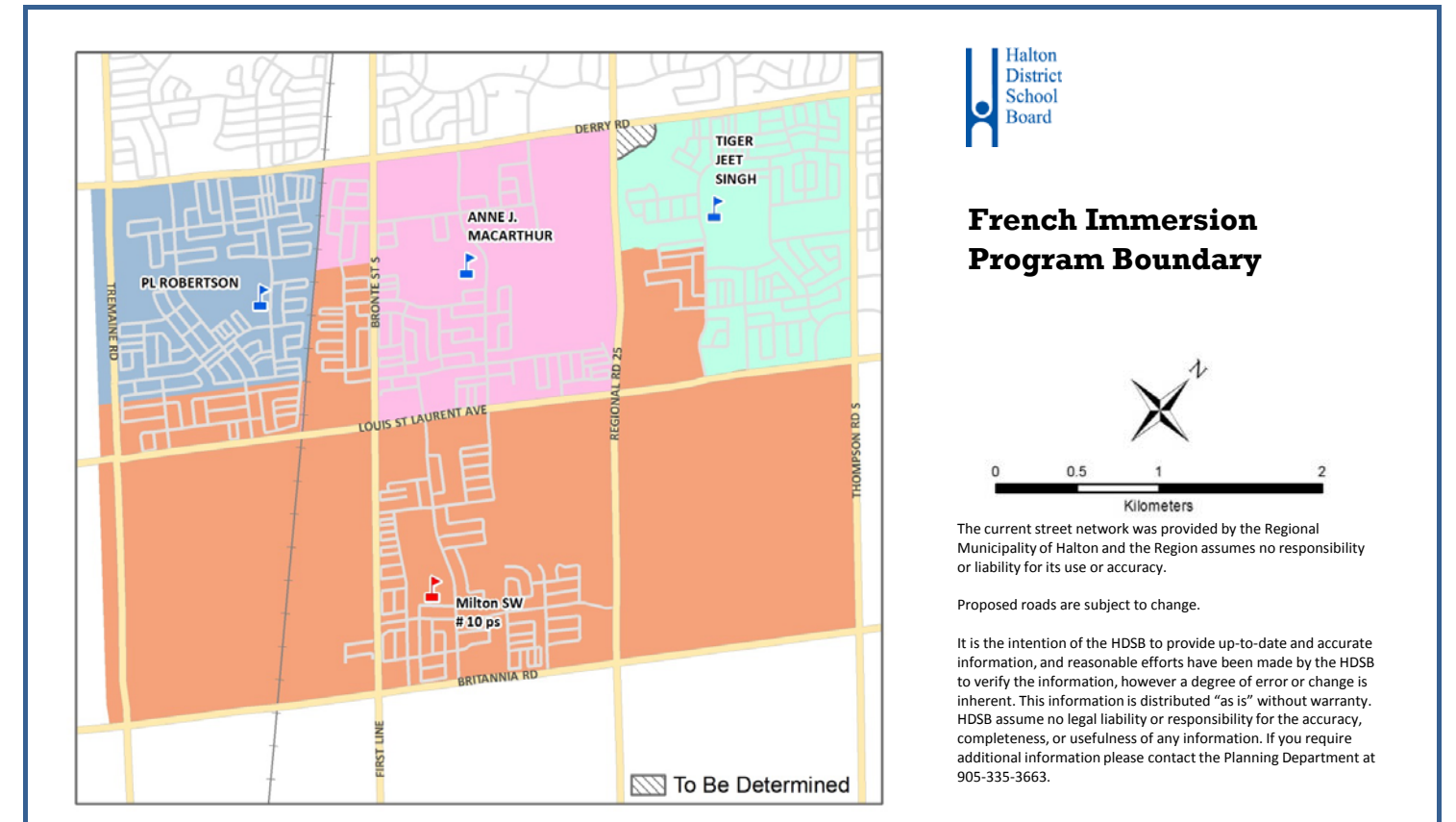
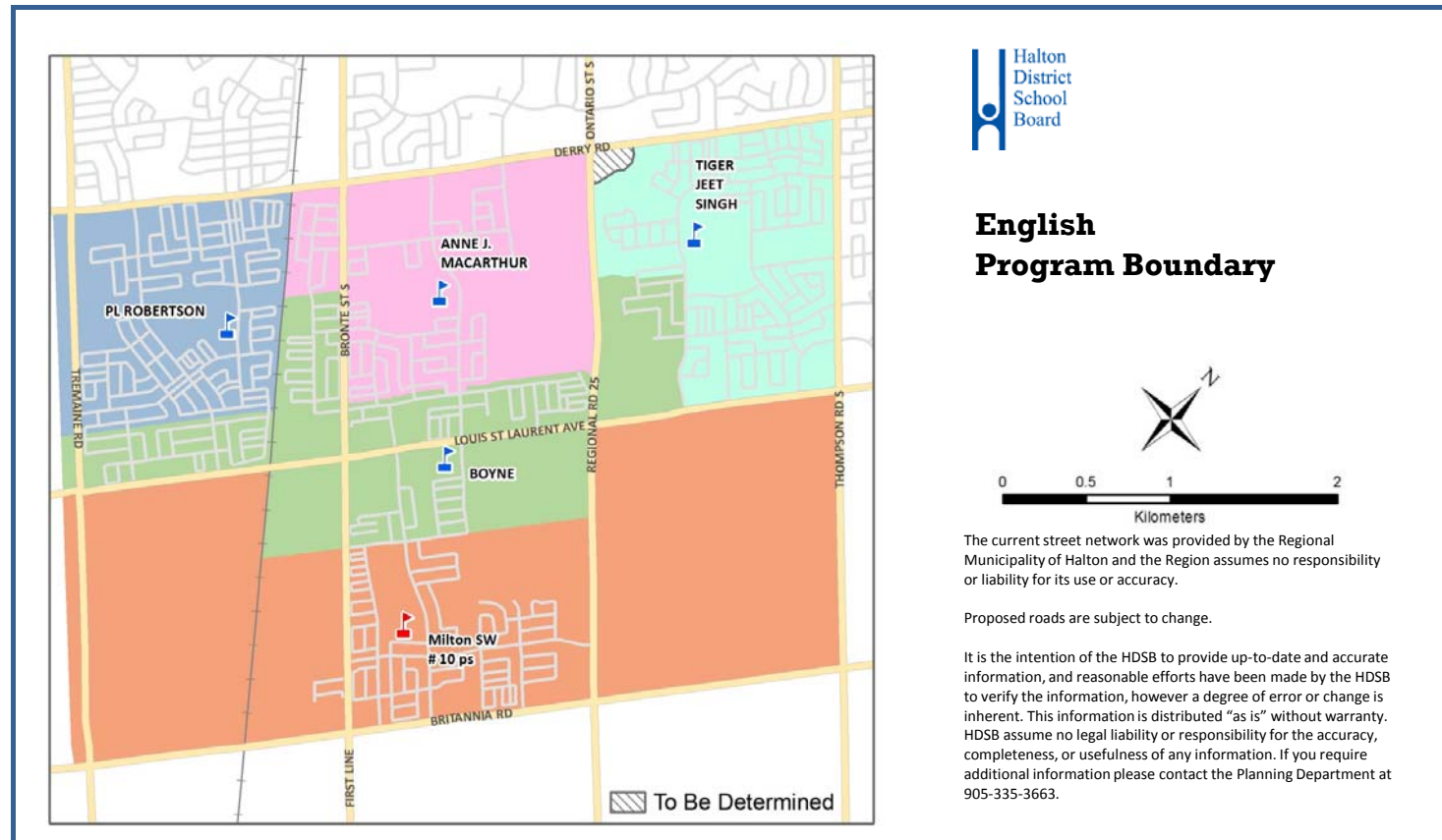
- The boundary south of Louis St. Laurent Blvd. will be directed to Milton #10 SW ps. Currently there are no students that reside in this area. No change to the current projections.
- The school will require 4 to 10 portables for the next ten years.
- New** - Development south of DerryRoad and east of Regional Road 25 catchment to be determined. Development projections removed from Tiger Jeet Singh PS.

Milton #10 SW ps

- English boundary to include the areas bounded by Louis St. Laurent Blvd, Whitlock Avenue, Tremaine Road, Britannia Road, Thompson Road.
- Milton #10 SW ps is projected to open at 62% of OTG capacity. Total capacity is projected to be exceeded by 2021.
- FI boundary to include Boyne PS and Milton #10 SW ps English catchments.
- FI to be phased in starting with grade 2, September 2018. One grade added per subsequent year.

New - To Be Determined Area

- New students as a result of development in this area not included in projections. School to be determined at a later date.



	Program	OTG	T. Port	T. Cap.	2017	2018	2019	2020	2021	2022	2023	2024	2025	2026	2027	
Anne J. MacArthur PS	ENG	839	18	1253	486	521	510	487	446	426	406	379	382	381	380	
	FI				360	424	447	485	503	501	495	454	458	455	454	
	SC-SPED				7	7	7	7	7	7	7	7	7	7	7	
	Total				853	952	964	979	956	933	908	840	848	843	842	
	Shortage of Pupil Places					-14	-113	-125	-140	-117	-94	-69	-1	-9	-4	-3
	Percent Utilization					102%	113%	115%	117%	114%	111%	108%	100%	101%	100%	100%
Boyne PS	ENG	776	18	1190	1097	959	1007	1071	1126	1116	1107	1117	1116	1114	1113	
	SC-SPED				19	19	19	19	19	19	19	19	19	19	19	
	Total				1116	978	1026	1090	1145	1135	1126	1136	1135	1133	1132	
	Shortage of / Available Pupil Places					-340	-202	-250	-314	-369	-359	-350	-360	-359	-357	-356
Percent Utilization					144%	126%	132%	141%	148%	146%	145%	146%	146%	146%	146%	
PL Robertson PS	ENG	818	12	1094	823	796	769	745	704	673	620	586	582	575	574	
	FI				238	263	293	298	313	316	324	327	322	316	319	
	SC-SPED				8	8	8	8	8	8	8	8	8	8	8	
	Total				1069	1067	1070	1051	1025	997	953	921	911	898	901	
	Shortage of Pupil Places					-251	-249	-252	-233	-207	-179	-135	-103	-93	-80	-83
Percent Utilization					131%	130%	131%	128%	125%	122%	116%	113%	111%	110%	110%	
Tiger Jeet Singh PS	ENG	896	12	1172	831	796	785	763	729	707	674	651	645	644	636	
	FI				301	322	334	349	351	356	357	365	359	356	353	
	SC-SPED				6	6	6	6	6	6	6	6	6	6	6	
	Total				1138	1124	1125	1117	1086	1069	1037	1021	1010	1006	995	
	Shortage of Pupil Places					-242	-228	-229	-221	-190	-173	-141	-125	-114	-110	-99
Percent Utilization					127%	125%	126%	125%	121%	119%	116%	114%	113%	112%	111%	
Milton #10 SW PS	ENG	761	12	1037	0	417	601	699	980	1255	1697	2136	2467	2730	3002	
	FI				0	31	78	115	173	234	323	425	465	498	535	
	SC-SPED				0	16	16	16	16	16	16	16	16	16	16	
	Total				0	464	695	830	1169	1505	2036	2577	2948	3244	3553	
	Available / Shortage of Pupil Places					761	297	66	-69	-408	-744	-1275	-1816	-2187	-2483	-2792
Percent Utilization					0%	61%	91%	109%	154%	198%	268%	339%	387%	426%	467%	
Study Total		4090	72	5746	4176	4584	4880	5066	5382	5639	6060	6496	6853	7124	7422	

Purpose: A suggestion by the Boundary Review Committee.

Notes

Anne J. MacArthur PS:

- The English catchment expands west of Bronte Street South to CNR Track, north of the gas pipeline.
- The FI catchment to expand south to Louis St. Laurent Blvd between Bronte Street South and Regional Road 25. *Current FI students will remain at Anne J. MacArthur PS.*
- Anne J. MacArthur PS enrolments are projected to decrease near OTG capacity.
- Between 3 and 6 portables are projected to be required until 2024.

Boyne PS

- Boyne PS catchment north of Louis St. Laurent Blvd between the CNR tracks and Bronte Street South, north of the gas pipelines to be re-directed to Anne J MacArthur PS. All other areas north of Louis St. Laurent Blvd and currently attend Boyne PS remain at Boyne PS. The area bounded by Louis St. Laurent Blvd, CNR tracks, Whitlock Avenue, and Bronte Street South to remain at Boyne PS.
- Boyne PS to have a split FI cohort. Students between Bronte Street South and Regional Road 25 and north of Louis St. Laurent to be directed to Anne J. MacArthur PS all other students to be directed to Milton #10 SW ps.
- Boyne PS enrolment is projected to remain near 145% of OTG capacity.
- 9 to 16 portables are projected to be required for the next ten years.

P.L. Robertson PS

- No change to the current boundaries or projections.
- The school will require 4 to 11 portables for the next ten years.

Tiger Jeet Singh PS

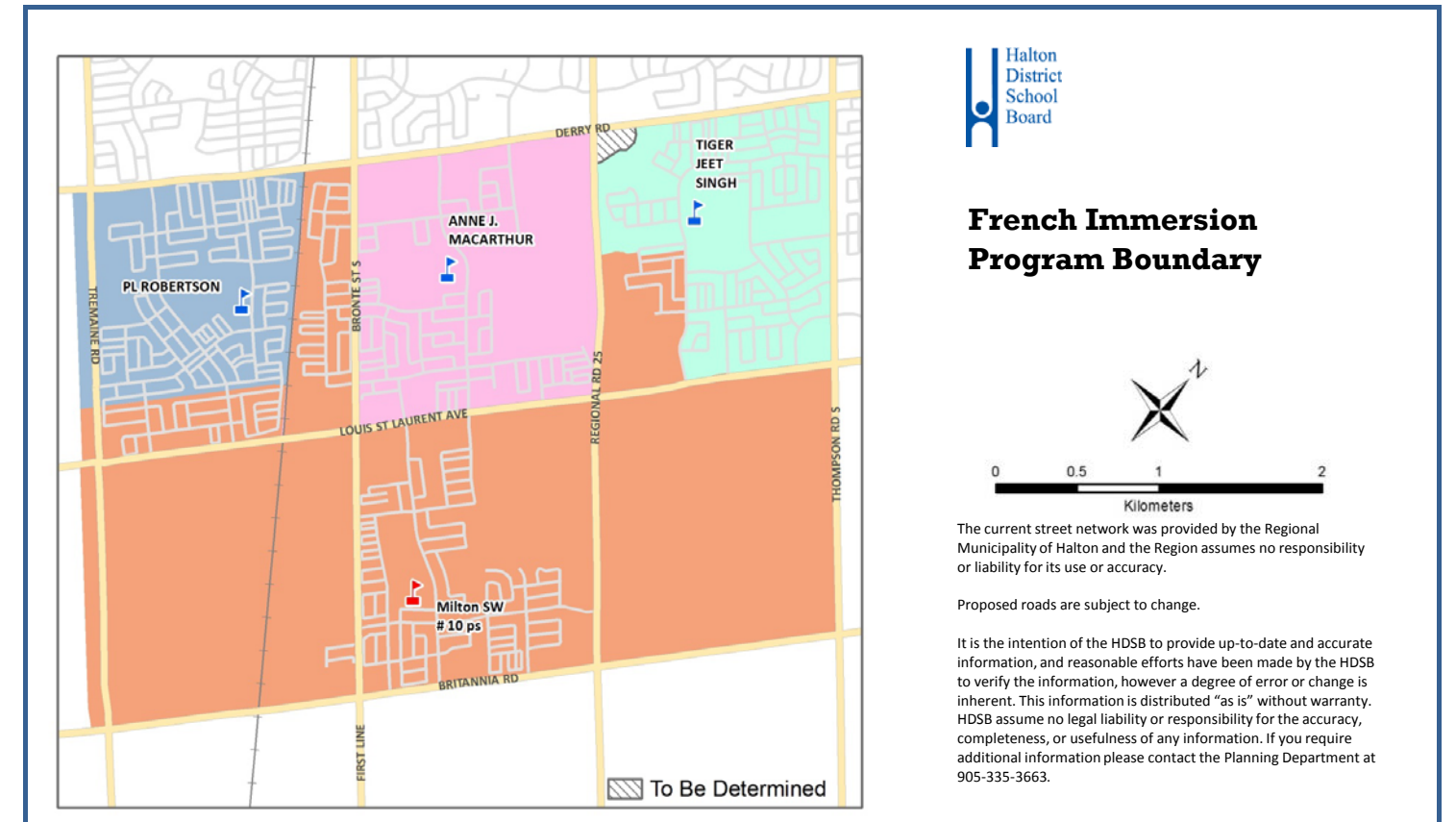
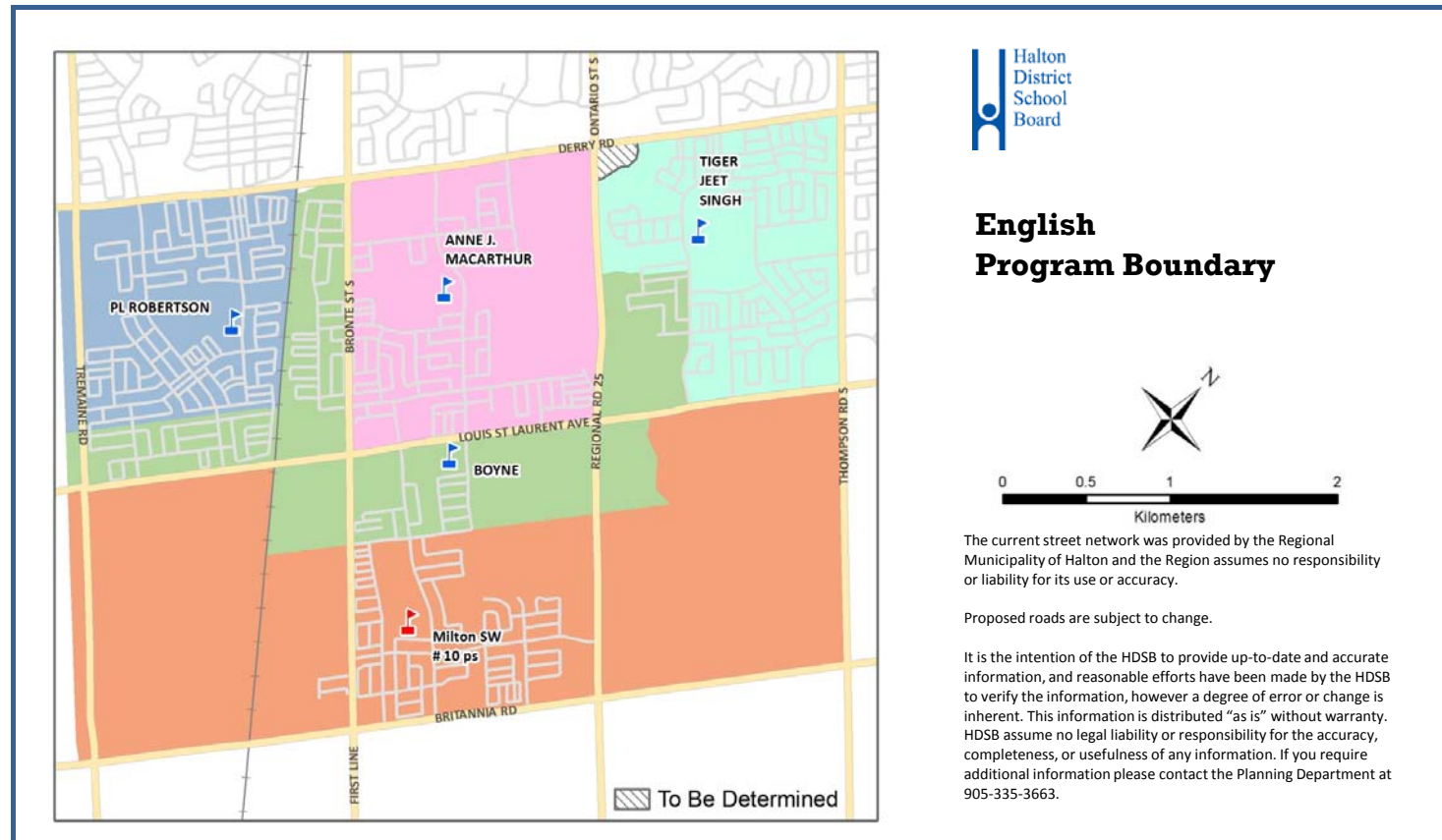
- The boundary south of Louis St. Laurent Blvd. will be directed to Milton #10 SW ps. Currently there are no students that reside in this area. No change to the current projections.
- The school will require 4 to 10 portables for the next ten years.
- New** - Development south of DerryRoad and east of Regional Road 25 catchment to be determined. Development projections removed from Tiger Jeet Singh PS.

Milton #10 SW ps

- English boundary to include the areas bounded by Louis St. Laurent Blvd, Whitlock Avenue, Tremaine Road, Britannia Road, Thompson Road.
- FI boundary to include Boyne PS and Milton #10 SW ps English catchments, excluding the area north of Louis St. Laurent Blvd between Bronte Street South and Regional Road 25.
- Milton #10 SW ps is projected to open at 61% of OTG capacity. Total capacity is projected to be exceeded by 2021.
- FI to be phased in starting with grade 2, September 2018. One grade added per subsequent year.

New - To Be Determined Area

- New students as a result of development in this area not included in projections. School to be determined at a later date.



	Program	OTG	T. Port	T. Cap.	2017	2018	2019	2020	2021	2022	2023	2024	2025	2026	2027
Anne J. MacArthur PS	ENG	839	18	1253	486	679	680	656	615	591	554	539	540	535	533
	FI				360	409	429	461	477	471	461	417	420	415	415
	SC-SPED				7	7	7	7	7	7	7	7	7	7	7
	Total				853	1095	1116	1124	1099	1069	1022	963	967	957	955
	Shortage of / Available Pupil Places	-14	-256	-277	-285	-260	-230	-183	-124	-128	-118	-116			
Percent Utilization	102%	131%	133%	134%	131%	127%	122%	115%	115%	114%	114%				
Boyne PS	ENG	776	18	1190	1097	802	837	902	957	967	977	977	978	979	980
	SC-SPED				19	19	19	19	19	19	19	19	19	19	
	Total				1116	821	856	921	976	986	996	996	997	998	999
	Shortage of Pupil Places				-340	-45	-80	-145	-200	-210	-220	-220	-221	-222	-223
	Percent Utilization	144%	106%	110%	119%	126%	127%	128%	128%	128%	129%	129%			
PL Robertson PS	ENG	818	12	1094	823	796	769	745	704	673	620	586	582	575	574
	FI				238	263	293	298	313	316	324	327	322	316	319
	SC-SPED				8	8	8	8	8	8	8	8	8	8	
	Total				1069	1067	1070	1051	1025	997	952	921	912	899	901
	Shortage of / Available Pupil Places	-251	-249	-252	-233	-207	-179	-134	-103	-94	-81	-83			
Percent Utilization	131%	130%	131%	128%	125%	122%	116%	113%	111%	110%	110%				
Tiger Jeet Singh PS	ENG	896	12	1172	831	796	785	763	729	707	675	651	645	644	636
	FI				301	322	334	350	351	356	357	365	359	356	353
	SC-SPED				6	6	6	6	6	6	6	6	6	6	
	Total				1138	1123	1125	1118	1087	1069	1038	1022	1011	1005	995
	Shortage of Pupil Places	-242	-227	-229	-222	-191	-173	-142	-126	-115	-109	-99			
Percent Utilization	127%	125%	126%	125%	121%	119%	116%	114%	113%	112%	111%				
Milton #10 SW PS	ENG	761	12	1037	0	417	601	699	980	1237	1679	2116	2447	2711	2982
	FI				0	45	95	138	199	264	357	462	503	538	575
	SC-SPED				0	16	16	16	16	16	16	16	16	16	
	Total				0	478	712	853	1195	1517	2052	2594	2966	3265	3573
	Available / Shortage of Pupil Places	761	283	49	-92	-434	-756	-1291	-1833	-2205	-2504	-2812			
Percent Utilization	0%	63%	94%	112%	157%	199%	270%	341%	390%	429%	470%				
Study Total		4090	72	5746	4176	4584	4879	5067	5382	5638	6060	6496	6853	7124	7423

Purpose: To centralize schools in their communities and minimize student movement

Notes

Anne J. MacArthur PS:

- English FI catchment to expand south to Louis. St. Laurent Blvd.
- The FI catchment to mirror the English catchment. Current FI students will remain at Anne J. MacArthur PS.
- Anne J. MacArthur PS enrolments are projected to stabilize near 115% of OTG capacity.
- The school will require 5 to 12 portables for the next ten years.

Boyne PS

- No change to the Boyne PS catchment north of Louis St. Laurent Blvd except the area north of Louis St. Laurent Blvd between Bronte Street South and Reg. Road 25. The area bounded by Louis St. Laurent Blvd, CNR tracks, Whitlock Avenue, and Sixteen Mile Creek to remain at Boyne PS.
- Boyne PS enrolment is projected to increase to near 130% of OTG capacity.
- FI to attend Milton #10 SW ps.
- 2 to 10 portables are projected to be required for the next ten years.

P.L. Robertson PS

- No change to the current boundaries or projections.
- The school will require 4 to 11 portables for the next ten years.

Tiger Jeet Singh PS

- The boundary south of Louis St. Laurent Blvd. will be directed to Milton #10 SW ps. Currently there are no students that reside in this area. No change to the current projections.
- The school will require 4 to 10 portables for the next ten years.
- **New** - Development south of Derry Road and east of Regional Road 25 catchment to be determined. Development projections removed from Tiger Jeet Singh PS.

Milton #10 SW ps

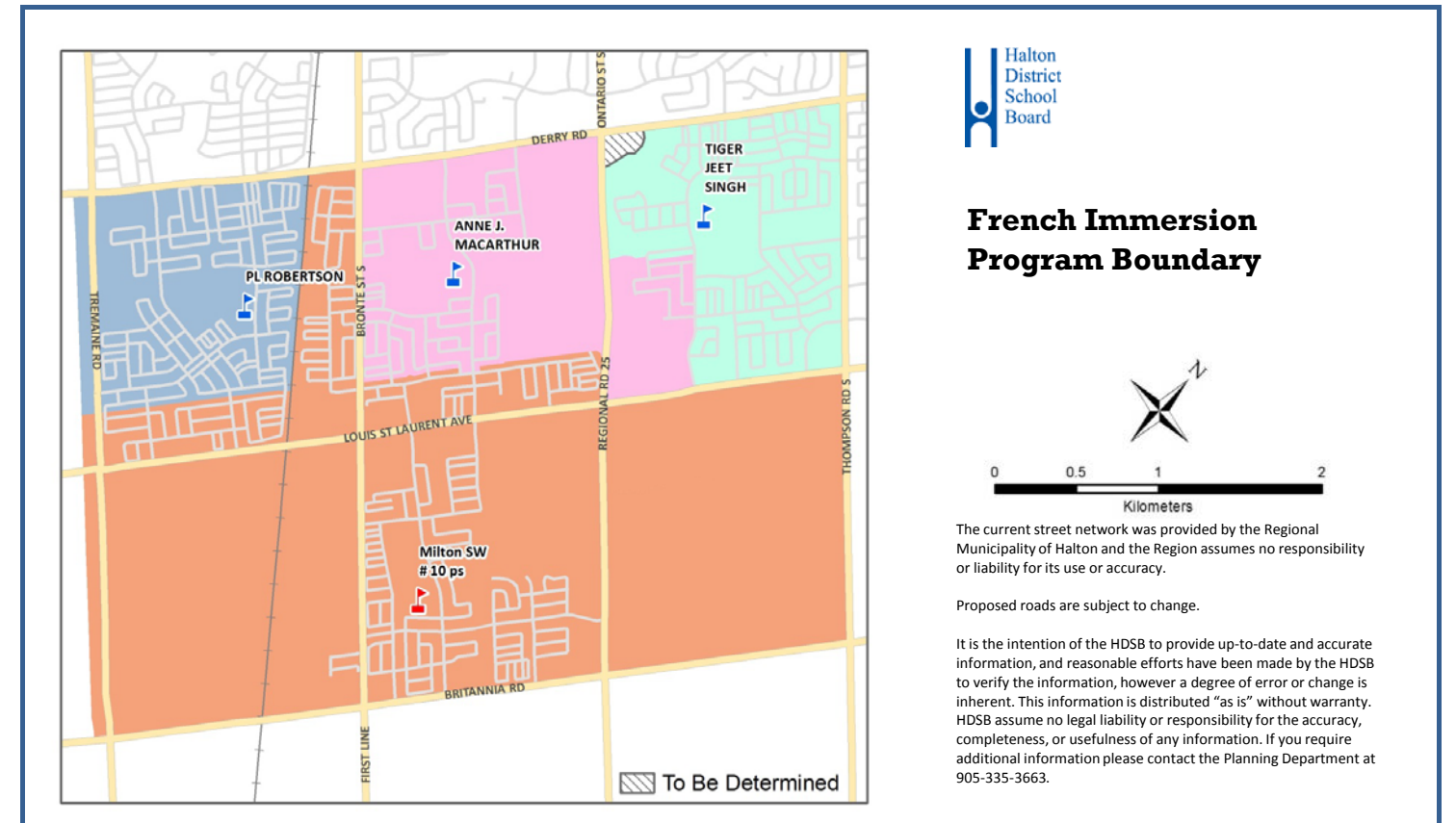
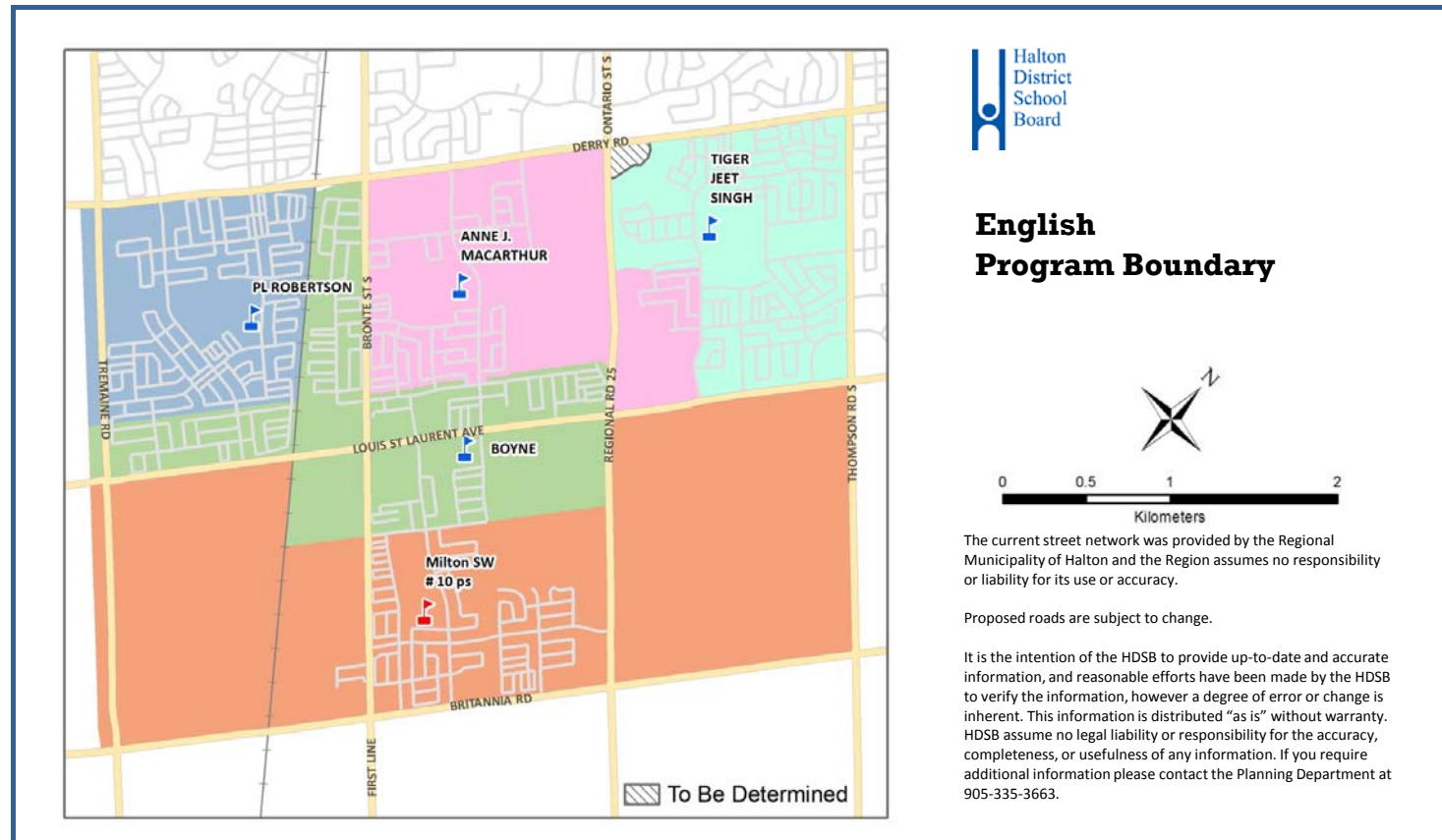
- English boundary to include the areas bounded by Louis St. Laurent Blvd., Whitlock Avenue, Tremaine Road, Britannia Road, Thompson Road.
- Milton #10 SW ps is projected to open at 63% of OTG capacity. Total capacity is projected to be exceeded by 2021.
- FI boundary to include Boyne PS and Milton #10 SW ps English catchments.
- FI to be phased in starting with grade 2, September 2018. One grade added per subsequent year.

New - To Be Determined Area

- New students as a result of development in this area not included in projections. School to be determined at a later date.

New – Actual enrolments have been updated to Oct 31, 2017. A change in total enrolment or grade distribution has impacted projections.

New – Additional development has been included in the projection. The most notable is Boyne East development. There is anticipated an addition 9000 units that will impact Milton/10 SW ps in the next 10 years.



Program		OTG	T. Port	T. Cap.	2017	2018	2019	2020	2021	2022	2023	2024	2025	2026	2027
Anne J. MacArthur PS	ENG	839	18	1253	486	511	496	470	433	409	382	356	355	351	351
	FI				360	407	422	449	461	450	435	388	390	385	385
	SC-SPED				7	7	7	7	7	7	7	7	7	7	7
	Total				853	925	925	926	901	866	824	751	752	743	743
	Shortage of Pupil Places	-14	-86	-86	-87	-62	-27	15	88	87	96	96			
Percent Utilization					102%	110%	110%	110%	107%	103%	98%	90%	90%	89%	89%
Boyne PS	ENG	776	18	1190	1097	964	1015	1080	1130	1122	1122	1130	1134	1135	1133
	SC-SPED				19	19	19	19	19	19	19	19	19	19	
	Total				1116	983	1034	1099	1149	1141	1141	1149	1153	1154	1152
	Shortage of / Available Pupil Places				-340	-207	-258	-323	-373	-365	-365	-373	-377	-378	-376
	Percent Utilization					144%	127%	133%	142%	148%	147%	147%	148%	149%	149%
PL Robertson PS	ENG	818	12	1094	823	796	769	745	704	673	620	586	582	575	574
	FI				238	263	293	298	313	316	324	327	322	316	319
	SC-SPED				8	8	8	8	8	8	8	8	8	8	
	Total				1069	1067	1070	1051	1025	997	952	921	912	899	901
	Shortage of Pupil Places	-251	-249	-252	-233	-207	-179	-134	-103	-94	-81	-83			
Percent Utilization					131%	130%	131%	128%	125%	122%	116%	113%	111%	110%	110%
Tiger Jeet Singh PS	ENG	896	12	1172	831	796	785	763	729	707	674	651	645	644	636
	FI				301	322	334	350	351	356	357	365	359	356	353
	SC-SPED				6	6	6	6	6	6	6	6	6	6	
	Total				1138	1124	1125	1119	1086	1069	1037	1021	1010	1005	995
	Shortage of Pupil Places	-242	-228	-229	-223	-190	-173	-141	-125	-114	-109	-99			
Percent Utilization					127%	125%	126%	125%	121%	119%	116%	114%	113%	112%	111%
Milton #10 SW PS	ENG	761	12	1037	0	417	601	699	980	1255	1697	2136	2467	2730	3002
	FI				0	52	109	157	225	295	393	503	543	577	614
	SC-SPED				0	16	16	16	16	16	16	16	16	16	
	Total				0	485	726	872	1221	1566	2106	2654	3026	3323	3632
	Available / Shortage of Pupil Places	761	276	35	-111	-460	-805	-1345	-1893	-2265	-2562	-2871			
Percent Utilization					0%	64%	95%	115%	160%	206%	277%	349%	398%	437%	477%
Study Total		4090	72	5746	4176	4584	4880	5067	5382	5639	6060	6496	6853	7124	7423

Purpose: A suggestion by the Boundary Review Committee.

Notes

Anne J. MacArthur PS:

- The English catchment expands east of Regional Road 25 and north of Louis St. Laurent Blvd.
- The FI catchment will be reduced in size to mirror the English catchment. *Current FI students will remain at Anne J. MacArthur PS.*
- Anne J. MacArthur PS enrolments are projected to decrease under OTG capacity.
- 1 to 4 portables are projected to be required until 2022.

Boyne PS

- Boyne PS catchment east Regional Rd 25 and north of Louis St. Laurent Blvd. to be re-directed to Anne J MacArthur PS. All other areas north of Louis St. Laurent Blvd. and currently attend Boyne PS remain at Boyne PS. The area bounded by Louis St. Laurent Blvd, CNR tracks, Whitlock Avenue, and Bronte Street South to remain at Boyne PS.
- Boyne PS enrolment is projected to increase to near 150% of OTG capacity.
- FI to attend Milton #10 SW ps.
- 9 to 16 portables are projected to be required for the next ten years.

P.L. Robertson PS

- No change to the current boundaries or projections.
- The school will require 4 to 11 portables for the next ten years.

Tiger Jeet Singh PS

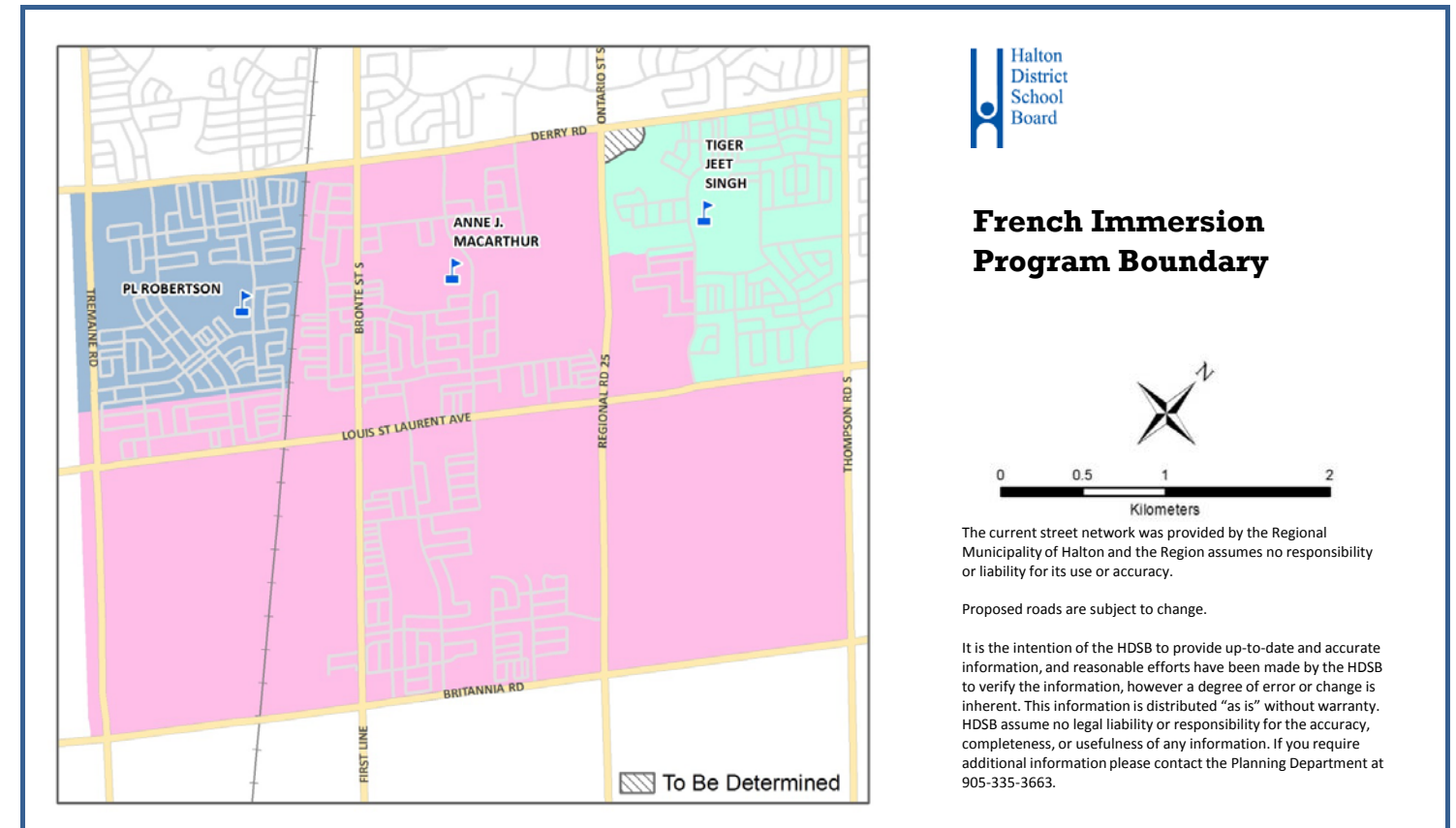
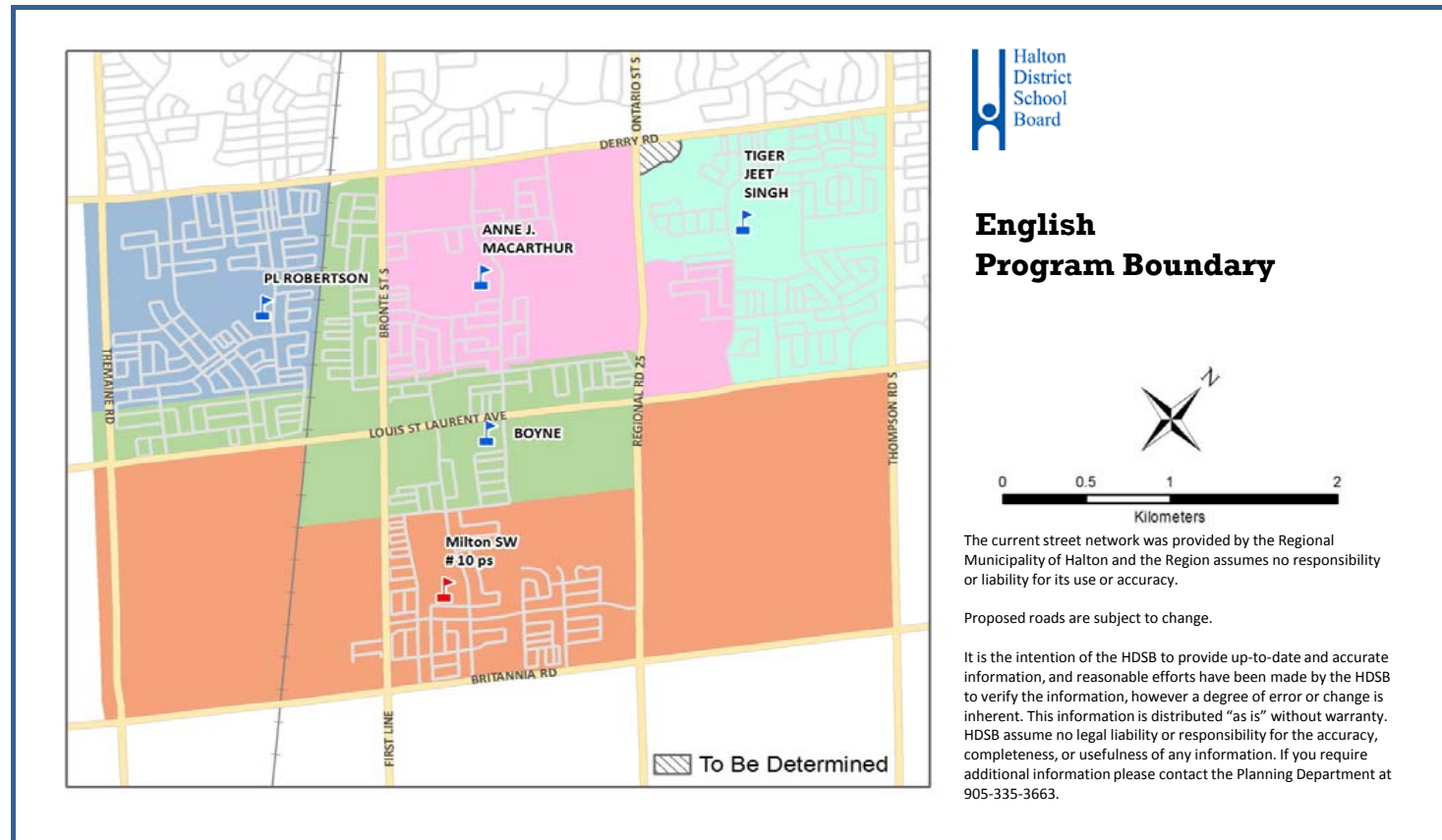
- The boundary south of Louis St. Laurent Blvd. will be directed to Milton #10 SW ps. Currently there are no students that reside in this area. No change to the current projections.
- The school will require 4 to 10 portables for the next ten years.
- **New** - Development south of DerryRoad and east of Regional Road 25 catchment to be determined. Development projections removed from Tiger Jeet Singh PS.

Milton #10 SW ps

- English boundary to include the areas bounded by Louis St. Laurent Blvd, Whitlock Avenue, Tremaine Road, Britannia Road, Thompson Road.
- Milton #10 SW ps is projected to open at 64% of OTG capacity. Total capacity is projected to be exceeded by 2021.
- FI boundary to include Boyne PS and Milton #10 SW ps English catchments.
- *FI to be phased in starting with grade 2, September 2018. One grade added per subsequent year.*

New - To Be Determined Area

- New students as a result of development in this area not included in projections. School to be determined at a later date.



Program		OTG	T. Port	T. Cap.	2017	2018	2019	2020	2021	2022	2023	2024	2025	2026	2027	
Anne J. MacArthur PS	ENG	839	18	1253	486	511	496	470	433	409	382	356	356	351	351	
	FI				360	459	530	606	685	745	828	891	930	961	997	
	SC-SPED				7	7	7	7	7	7	7	7	7	7	7	
	Total				853	977	1033	1083	1125	1161	1217	1254	1294	1320	1356	
	Shortage of / Available Pupil Places					-14	-138	-194	-244	-286	-322	-378	-415	-455	-481	-517
	Percent Utilization					102%	116%	123%	129%	134%	138%	145%	149%	154%	157%	162%
Boyne PS	ENG	776	18	1190	1097	964	1015	1080	1130	1122	1122	1130	1134	1135	1133	
	SC-SPED				19	19	19	19	19	19	19	19	19	19	19	
	Total				1116	983	1034	1099	1149	1141	1141	1149	1153	1154	1152	
	Shortage of Pupil Places					-340	-207	-258	-323	-373	-365	-365	-373	-377	-378	-376
	Percent Utilization					144%	127%	133%	142%	148%	147%	147%	148%	149%	149%	149%
	PL Robertson PS	ENG	818	12	1094	823	796	769	745	704	673	620	586	582	575	574
FI		238				263	293	298	313	316	324	327	322	316	319	
SC-SPED		8				8	8	8	8	8	8	8	8	8	8	
Total		1069				1067	1070	1051	1025	997	953	921	912	898	901	
Shortage of Pupil Places					-251	-249	-252	-233	-207	-179	-135	-103	-94	-80	-83	
Percent Utilization					131%	130%	131%	128%	125%	122%	116%	113%	112%	110%	110%	
Tiger Jeet Singh PS	ENG	896	12	1172	831	796	785	763	729	707	674	651	645	644	636	
	FI				301	322	334	350	351	356	357	365	359	356	353	
	SC-SPED				6	6	6	6	6	6	6	6	6	6	6	
	Total				1138	1123	1125	1118	1086	1069	1037	1021	1010	1006	995	
	Shortage of Pupil Places					-242	-227	-229	-222	-190	-173	-141	-125	-114	-110	-99
	Percent Utilization					127%	125%	126%	125%	121%	119%	116%	114%	113%	112%	111%
Milton #10 SW PS	ENG	761	12	1037	0	417	601	699	980	1255	1697	2136	2467	2730	3002	
	FI				0	0	0	0	0	0	0	0	0	0	0	
	SC-SPED				0	16	16	16	16	16	16	16	16	16	16	
	Total				0	433	617	715	996	1271	1713	2152	2483	2746	3018	
	Available / Shortage of Pupil Places					761	328	144	46	-235	-510	-952	-1391	-1722	-1985	-2257
	Percent Utilization					0%	57%	81%	94%	131%	167%	225%	283%	326%	361%	397%
Study Total		4090	72	5746	4176	4583	4880	5066	5382	5638	6060	6496	6853	7124	7422	

Purpose: A suggestion by the Boundary Review Committee.

Notes

Anne J. MacArthur PS:

- The English catchment expands east of Regional Road 25 and north of Louis St. Laurent Blvd.
- New** - The FI catchment will remain status quo.
- Anne J. MacArthur PS enrolments are projected to reach total capacity by 2024.

Boyne PS

- Boyne PS catchment east Regional Rd 25 and north of Louis St. Laurent Blvd. to be re-directed to Anne J MacArthur PS. All other areas north of Louis St. Laurent Blvd. and currently attend Boyne PS remain at Boyne PS. The area bounded by Louis St. Laurent Blvd, CNR tracks, Whitlock Avenue, and Bronte Street South to remain at Boyne PS.
- Boyne PS enrolment is projected to increase to near 150% of OTG capacity.
- FI to attend Anne J. MacArthur PS.
- 9 to 16 portables are projected to be required for the next ten years.

P.L. Robertson PS

- No change to the current boundaries or projections.
- The school will require 4 to 11 portables for the next ten years.

Tiger Jeet Singh PS

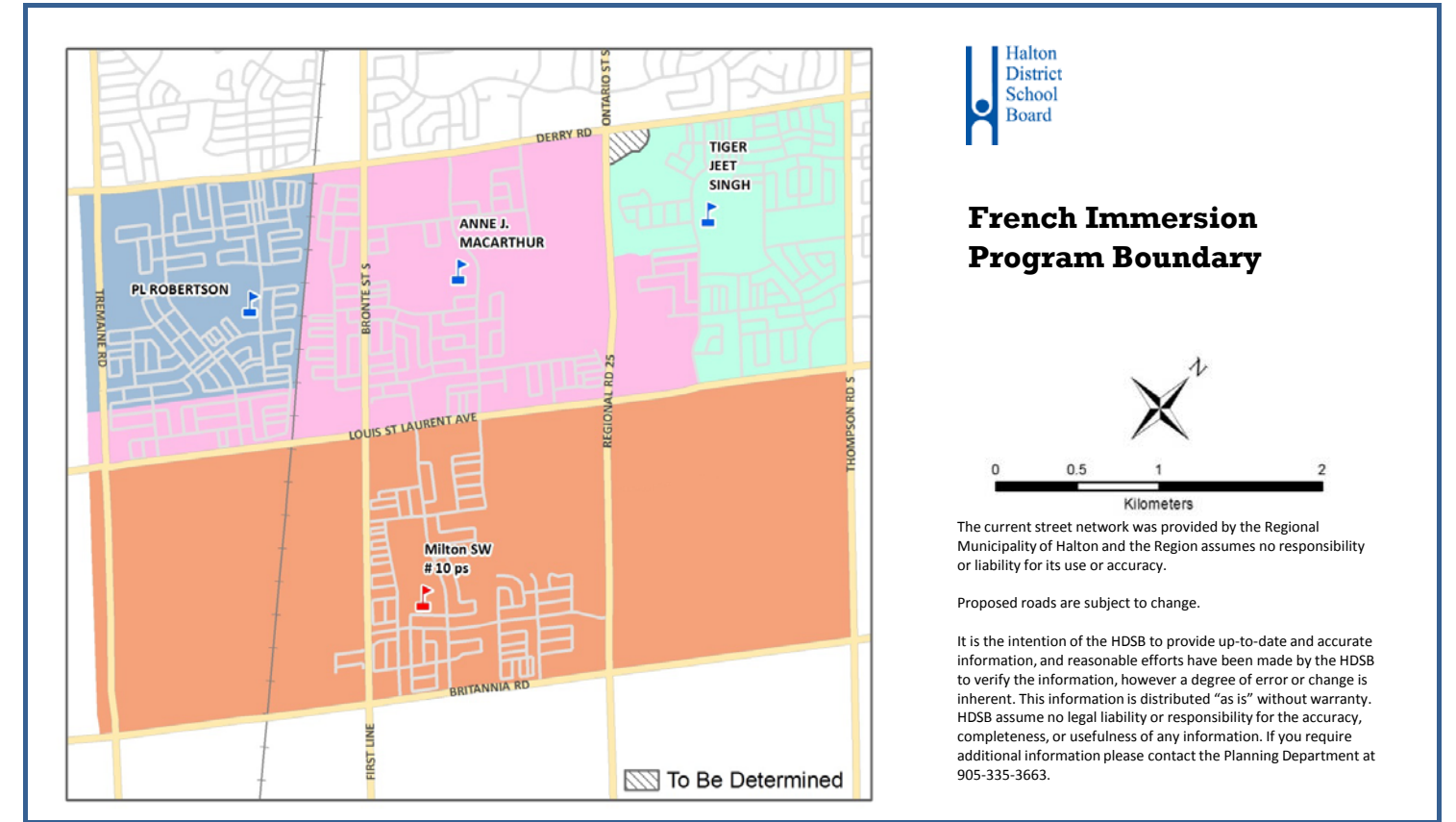
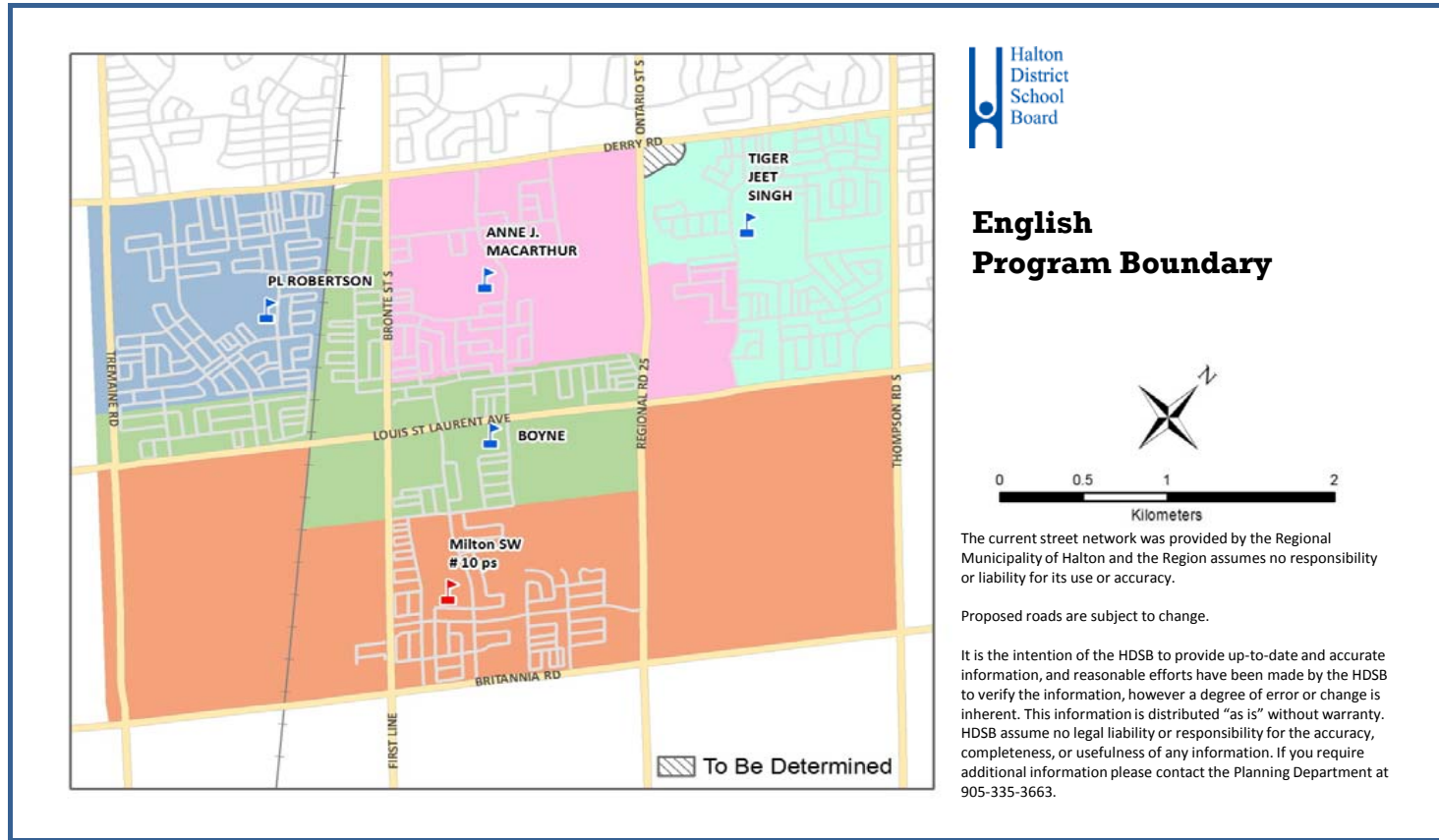
- The boundary south of Louis St. Laurent Blvd. will be directed to Milton #10 SW ps. Currently there are no students that reside in this area. No change to the current projections.
- The school will require 4 to 10 portables for the next ten years.
- New** - Development south of DerryRoad and east of Regional Road 25 catchment to be determined. Development projections removed from Tiger Jeet Singh PS.

Milton #10 SW ps

- English boundary to include the areas bounded by Louis St. Laurent Blvd, Whitlock Avenue, Tremaine Road, Britannia Road, Thompson Road.
- Milton #10 SW ps is projected to open at 57% of OTG capacity. Total capacity is projected to be exceeded by 2022.
- New** - FI to attend Anne J. MacArthur PS.

New - To Be Determined Area

- New students as a result of development in this area not included in projections. School to be determined at a later date.



	Program	OTG	T. Port	T. Cap.	2017	2018	2019	2020	2021	2022	2023	2024	2025	2026	2027	
Anne J. MacArthur PS	ENG	839	18	1253	486	511	496	470	433	409	382	356	355	351	351	
	FI				360	433	468	515	543	550	551	520	518	512	511	
	SC-SPED				7	7	7	7	7	7	7	7	7	7	7	
	Total				853	951	971	992	983	966	940	883	880	870	869	
	Shortage of / Available Pupil Places					-14	-112	-132	-153	-144	-127	-101	-44	-41	-31	-30
	Percent Utilization					102%	113%	116%	118%	117%	115%	112%	105%	105%	104%	104%
Boyne PS	ENG	776	18	1190	1097	964	1015	1080	1130	1122	1122	1130	1134	1135	1133	
	SC-SPED				19	19	19	19	19	19	19	19	19	19		
	Total				1116	983	1034	1099	1149	1141	1141	1149	1153	1154	1152	
	Shortage of Pupil Places					-340	-207	-258	-323	-373	-365	-365	-373	-377	-378	-376
	Percent Utilization					144%	127%	133%	142%	148%	147%	147%	148%	149%	149%	148%
	PL Robertson PS	ENG	818	12	1094	823	796	769	745	704	673	620	586	582	575	574
FI		238				263	293	298	313	316	324	327	322	316	319	
SC-SPED		8				8	8	8	8	8	8	8	8	8		
Total		1069				1067	1070	1051	1025	997	953	921	911	898	901	
Shortage of / Available Pupil Places					-251	-249	-252	-233	-207	-179	-135	-103	-93	-80	-83	
Percent Utilization					131%	130%	131%	128%	125%	122%	116%	113%	111%	110%	110%	
Tiger Jeet Singh PS	ENG	896	12	1172	831	796	785	763	729	707	675	651	645	644	636	
	FI				301	322	334	350	351	356	357	365	359	356	353	
	SC-SPED				6	6	6	6	6	6	6	6	6	6		
	Total				1138	1123	1125	1118	1087	1069	1038	1022	1011	1005	995	
	Shortage of Pupil Places					-242	-227	-229	-222	-191	-173	-142	-126	-115	-109	-99
	Percent Utilization					127%	125%	126%	125%	121%	119%	116%	114%	113%	112%	111%
Milton #10 SW PS	ENG	761	12	1037	0	417	601	699	980	1255	1697	2136	2467	2730	3002	
	FI				0	26	62	92	141	194	276	370	415	450	488	
	SC-SPED				0	16	16	16	16	16	16	16	16	16		
	Total				0	460	680	807	1137	1465	1989	2523	2898	3196	3507	
	Available / Shortage of Pupil Places					761	301	81	-46	-376	-704	-1228	-1762	-2137	-2435	-2746
	Percent Utilization					0%	60%	89%	106%	149%	193%	261%	331%	381%	420%	461%
Study Total		4090	72	5746	4176	4583	4880	5067	5381	5639	6060	6496	6853	7124	7423	

Purpose: A suggestion by the Boundary Review Committee.

Notes

Anne J. MacArthur PS:

- The English catchment expands east of Regional Road 25 and north of Louis St. Laurent Blvd.
- New** - The FI catchment will be reduced in to include Boyne PS north of Louis St. Laurent Blvd. and Anne J. MacArthur PS.
- Anne J. MacArthur PS enrolments are projected to decrease to near OTG capacity.
- 1 to 7 portables are projected to be required for the next ten years.

Boyne PS

- Boyne PS catchment east Regional Rd 25 and north of Louis St. Laurent Blvd. to be re-directed to Anne J MacArthur PS. All other areas north of Louis St. Laurent Blvd. and currently attend Boyne PS remain at Boyne PS. The area bounded by Louis St. Laurent Blvd, CNR tracks, Whitlock Avenue, and Bronte Street South to remain at Boyne PS.
- Boyne PS enrolment is projected to increase to near 150% of OTG capacity.
- New** - FI to attend Milton #10 SW ps (south of Louis St. Laurent Blvd.) and Anne J. MacArthur PS (north of Louis St. Laurent Blvd.).
- 9 to 16 portables are projected to be required for the next ten years.

P.L. Robertson PS

- No change to the current boundaries or projections.
- The school will require 4 to 11 portables for the next ten years.

Tiger Jeet Singh PS

- The boundary south of Louis St. Laurent Blvd. will be directed to Milton #10 SW ps. Currently there are no students that reside in this area. No change to the current projections.
- The school will require 4 to 10 portables for the next ten years.
- New** - Development south of DerryRoad and east of Regional Road 25 catchment to be determined. Development projections removed from Tiger Jeet Singh PS.

Milton #10 SW ps

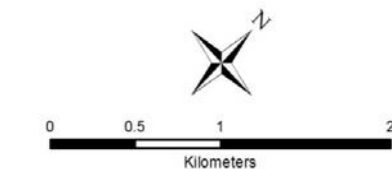
- English boundary to include the areas bounded by Louis St. Laurent Blvd, Whitlock Avenue, Tremaine Road, Britannia Road, Thompson Road.
- Milton #10 SW ps is projected to open at 60% of OTG capacity. Total capacity is projected to be exceeded by 2021.
- New** - FI boundary to include Boyne PS south of Louis St. Laurent Blvd and Milton #10 SW ps English catchments. FI to be phased in starting with grade 2, September 2018. One grade added per subsequent year.

New - To Be Determined Area

- New students as a result of development in this area not included in projections. School to be determined at a later date.



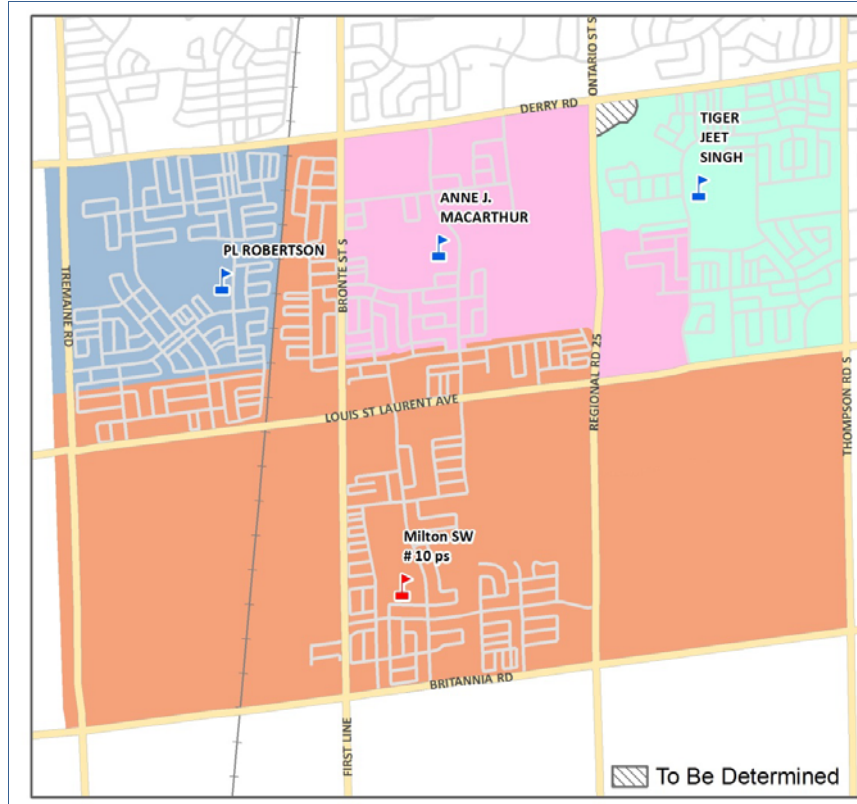
English Program Boundary



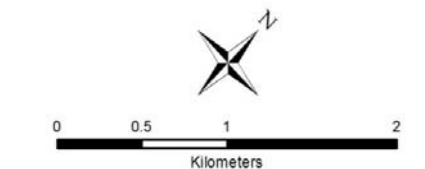
The current street network was provided by the Regional Municipality of Halton and the Region assumes no responsibility or liability for its use or accuracy.

Proposed roads are subject to change.

It is the intention of the HDSB to provide up-to-date and accurate information, and reasonable efforts have been made by the HDSB to verify the information, however a degree of error or change is inherent. This information is distributed "as is" without warranty. HDSB assume no legal liability or responsibility for the accuracy, completeness, or usefulness of any information. If you require additional information please contact the Planning Department at 905-335-3663.



French Immersion Program Boundary



The current street network was provided by the Regional Municipality of Halton and the Region assumes no responsibility or liability for its use or accuracy.

Proposed roads are subject to change.

It is the intention of the HDSB to provide up-to-date and accurate information, and reasonable efforts have been made by the HDSB to verify the information, however a degree of error or change is inherent. This information is distributed "as is" without warranty. HDSB assume no legal liability or responsibility for the accuracy, completeness, or usefulness of any information. If you require additional information please contact the Planning Department at 905-335-3663.

Program		OTG	T. Port	T. Cap.	2017	2018	2019	2020	2021	2022	2023	2024	2025	2026	2027	
Anne J. MacArthur PS	ENG	839	18	1253	486	511	496	470	433	409	382	356	355	351	351	
	FI				360	407	422	449	461	450	435	388	390	385	385	
	SC-SPED				7	7	7	7	7	7	7	7	7	7	7	
	Total				853	925	925	926	901	866	824	751	752	743	743	
	Shortage of Pupil Places					-14	-86	-86	-87	-62	-27	15	88	87	96	96
Percent Utilization					102%	110%	110%	110%	107%	103%	98%	90%	90%	89%	89%	
Boyne PS	ENG	776	18	1190	1097	1005	1015	1080	1130	1122	1122	1130	1134	1135	1133	
	SC-SPED				19	19	19	19	19	19	19	19	19	19	19	
	Total				1116	1024	1034	1099	1149	1141	1141	1149	1153	1154	1152	
	Shortage of / Available Pupil Places					-340	-248	-258	-323	-373	-365	-365	-373	-377	-378	-376
	Percent Utilization					144%	132%	133%	142%	148%	147%	147%	148%	149%	149%	148%
PL Robertson PS	ENG	818	12	1094	823	796	769	745	704	673	620	586	582	575	574	
	FI				238	263	293	298	313	316	324	327	322	316	319	
	SC-SPED				8	8	8	8	8	8	8	8	8	8	8	
	Total				1069	1067	1070	1051	1025	997	952	921	912	899	901	
	Shortage of Pupil Places					-251	-249	-252	-233	-207	-179	-134	-103	-94	-81	-83
Percent Utilization					131%	130%	131%	128%	125%	122%	116%	113%	111%	110%	110%	
Tiger Jeet Singh PS	ENG	896	12	1172	831	796	785	763	729	707	674	651	645	644	636	
	FI				301	322	334	350	351	356	357	365	359	356	353	
	SC-SPED				6	6	6	6	6	6	6	6	6	6	6	
	Total				1138	1124	1125	1119	1086	1069	1037	1021	1010	1005	995	
	Shortage of Pupil Places					-242	-228	-229	-223	-190	-173	-141	-125	-114	-109	-99
Percent Utilization					127%	125%	126%	125%	121%	119%	116%	114%	113%	112%	111%	
Milton #10 SW PS	ENG	761	12	1037	0	376	601	699	980	1255	1697	2136	2467	2730	3002	
	FI				0	52	109	157	225	295	393	503	543	577	614	
	SC-SPED				0	16	16	16	16	16	16	16	16	16	16	
	Total				0	444	726	872	1221	1566	2106	2654	3026	3323	3632	
	Available / Shortage of Pupil Places					761	317	35	-111	-460	-805	-1345	-1893	-2265	-2562	-2871
Percent Utilization					0%	58%	95%	115%	160%	206%	277%	349%	398%	437%	477%	
Study Total		4090	72	5746	4176	4584	4880	5067	5382	5639	6060	6496	6853	7124	7423	

Purpose: A suggestion by staff.

Notes

Anne J. MacArthur PS:

- The English catchment expands east of Regional Road 25 and north of Louis St. Laurent Blvd.
- The FI catchment will be reduced in size to mirror the English catchment. *Current FI students will remain at Anne J. MacArthur PS.*
- Anne J. MacArthur PS enrolments are projected to decrease under OTG capacity.
- 1 to 4 portables are projected to be required until 2022.

Boyne PS

- Boyne PS catchment east Regional Rd 25 and north of Louis St. Laurent Blvd. to be re-directed to Anne J MacArthur PS. All other areas north of Louis St. Laurent Blvd. and currently attend Boyne PS remain at Boyne PS. The area bounded by Louis St. Laurent Blvd, CNR tracks, Whitlock Avenue, and Bronte Street South to remain at Boyne PS.
- Boyne PS enrolment is projected to increase to near 150% of OTG capacity.
- FI to attend Milton #10 SW ps.
- 9 to 16 portables are projected to be required for the next ten years.

P.L. Robertson PS

- No change to the current boundaries or projections.
- The school will require 4 to 11 portables for the next ten years.

Tiger Jeet Singh PS

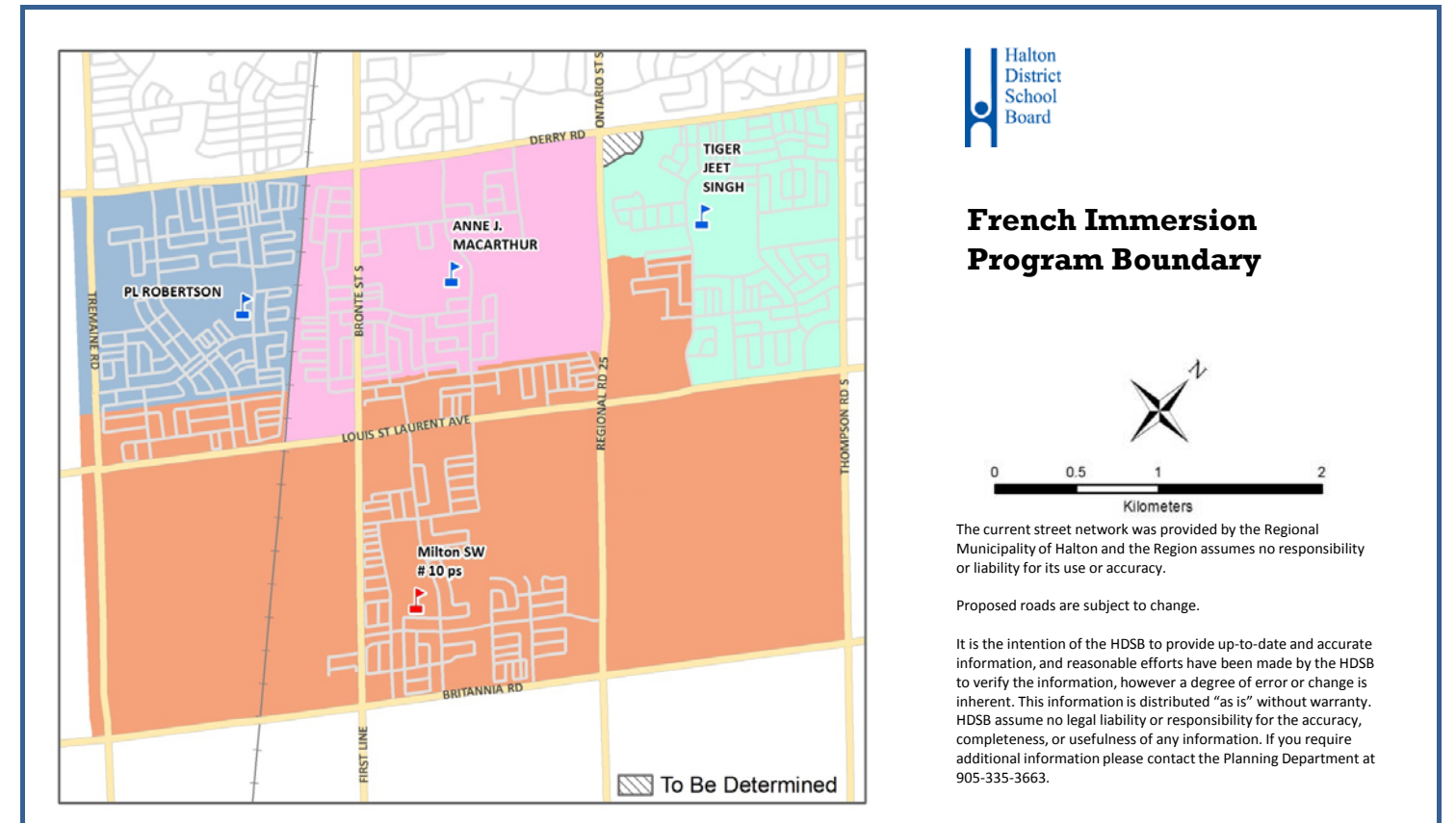
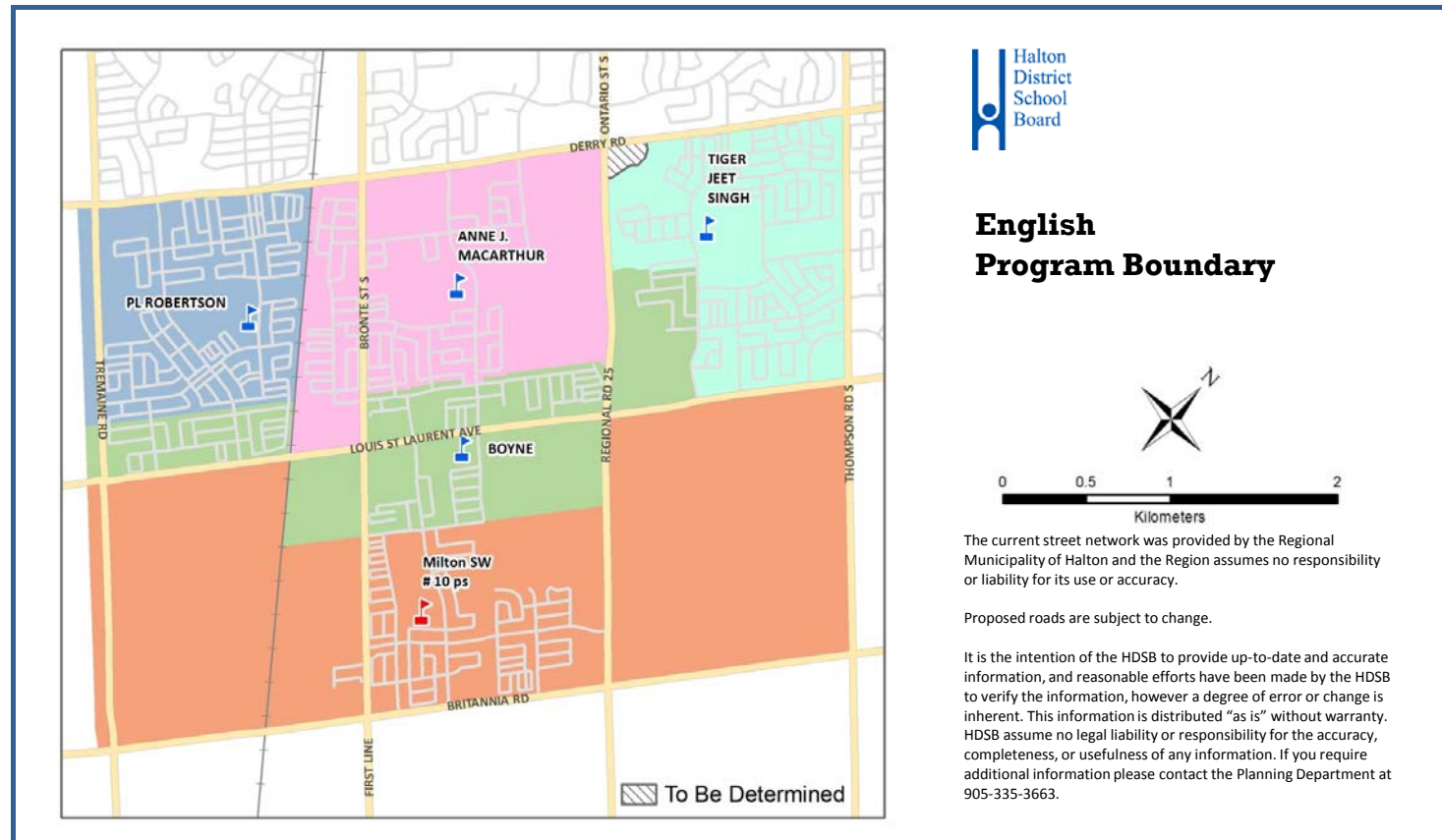
- The boundary south of Louis St. Laurent Blvd. will be directed to Milton #10 SW ps. Currently there are no students that reside in this area. No change to the current projections.
- The school will require 4 to 10 portables for the next ten years.
- New** - Development south of DerryRoad and east of Regional Road 25 catchment to be determined. Development projections removed from Tiger Jeet Singh PS.

Milton #10 SW ps

- English boundary to include the areas bounded by Louis St. Laurent Blvd, Whitlock Avenue, Tremaine Road, Britannia Road, Thompson Road.
- New** - School to open as K-6 school. One grade added per subsequent year.
- Milton #10 SW ps is projected to open at 64% of OTG capacity. Total capacity is projected to be exceeded by 2021.
- FI boundary to include Boyne PS and Milton #10 SW ps English catchments.
- FI to be phased in starting with grade 2, September 2018. One grade added per subsequent year.

New - To Be Determined Area

- New students as a result of development in this area not included in projections. School to be determined at a later date.



	Program	OTG	T. Port	T. Cap.	2017	2018	2019	2020	2021	2022	2023	2024	2025	2026	2027	
Anne J. MacArthur PS	ENG	839	18	1253	486	623	616	602	569	543	523	489	492	493	496	
	FI				360	409	434	473	497	499	495	457	464	461	459	
	SC-SPED				7	7	7	7	7	7	7	7	7	7	7	
	Total				853	1039	1056	1082	1073	1049	1025	953	963	961	961	
	Shortage of Pupil Places					-14	-200	-217	-243	-234	-210	-186	-114	-124	-122	-122
	Percent Utilization					102%	124%	126%	129%	128%	125%	122%	114%	115%	115%	115%
Boyne PS	ENG	776	18	1190	1097	851	887	933	971	959	944	954	953	949	945	
	SC-SPED				19	19	19	19	19	19	19	19	19	19	19	
	Total				1116	870	906	952	990	978	963	973	972	968	964	
	Shortage of / Available Pupil Places					-340	-94	-130	-176	-214	-202	-187	-197	-196	-192	-188
	Percent Utilization					144%	112%	117%	123%	128%	126%	124%	125%	125%	125%	124%
	PL Robertson PS	ENG	818	12	1094	823	796	769	745	704	673	620	586	582	575	574
FI		238				263	293	298	313	316	324	327	322	316	319	
SC-SPED		8				8	8	8	8	8	8	8	8	8	8	
Total		1069				1067	1070	1051	1025	996	953	921	911	898	901	
Shortage of / Available Pupil Places					-251	-249	-252	-233	-207	-178	-135	-103	-93	-80	-83	
Percent Utilization					131%	130%	131%	128%	125%	122%	116%	113%	111%	110%	110%	
Tiger Jeet Singh PS	ENG	896	12	1172	831	796	785	763	729	707	674	651	645	644	636	
	FI				301	322	334	350	351	356	357	365	359	356	353	
	SC-SPED				6	6	6	6	6	6	6	6	6	6	6	
	Total				1138	1124	1125	1118	1086	1069	1037	1021	1010	1006	995	
	Shortage of Pupil Places					-242	-228	-229	-222	-190	-173	-141	-125	-114	-110	-99
	Percent Utilization					127%	125%	126%	125%	121%	119%	116%	114%	113%	112%	111%
Milton #10 SW PS	ENG	761	12	1037	0	417	601	699	980	1255	1697	2136	2467	2730	3002	
	FI				0	52	105	148	211	277	370	476	513	546	583	
	SC-SPED				0	16	16	16	16	16	16	16	16	16	16	
	Total				0	485	722	863	1207	1548	2083	2628	2996	3292	3601	
	Available / Shortage of Pupil Places					761	276	39	-102	-446	-787	-1322	-1867	-2235	-2531	-2840
	Percent Utilization					0%	64%	95%	113%	159%	203%	274%	345%	394%	433%	473%
Study Total		4090	72	5746	4176	4583	4880	5067	5382	5640	6060	6496	6852	7124	7422	

Purpose: A suggestion by the Boundary Review Committee.

Notes

Anne J. MacArthur PS

- The English catchment expands east of Bronte Street South to CNR Tracks and north of Louis St. Laurent Blvd.
- The FI catchment will be reduced in size to mirror the English catchment. Current FI students will remain at Anne J. MacArthur PS.
- Anne J. MacArthur PS enrolments are projected to decrease to near 110% of OTG capacity.
- 3 to 10 portables are projected to be required for the next ten years.

Boyne PS

- Boyne PS catchment east of Bronte Street South and north of Louis St. Laurent Blvd. to be re-directed to Anne J MacArthur PS. All other areas north of Louis St. Laurent Blvd. and currently attend Boyne PS remain at Boyne PS. The area bounded by Louis St. Laurent Blvd, CNR tracks, Whitlock Avenue, and Bronte Street South to remain at Boyne PS.
- Boyne PS enrolment is projected to increase to near 150% of OTG capacity.
- FI to attend Milton #10 SW ps.
- 4 to 11 portables are projected to be required for the next ten years.

P.L. Robertson PS

- No change to the current boundaries or projections.
- The school will require 4 to 11 portables for the next ten years.

Tiger Jeet Singh PS

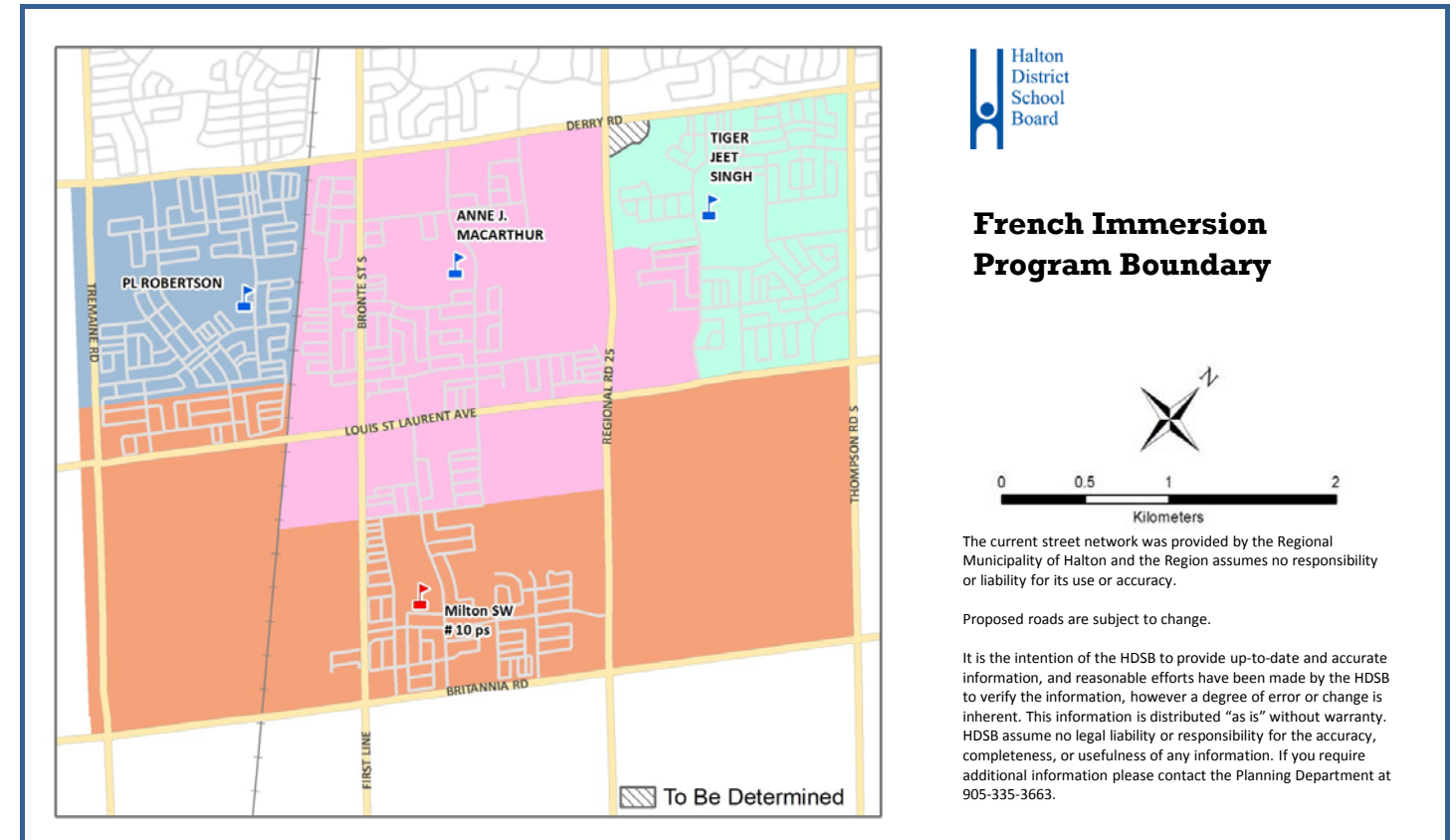
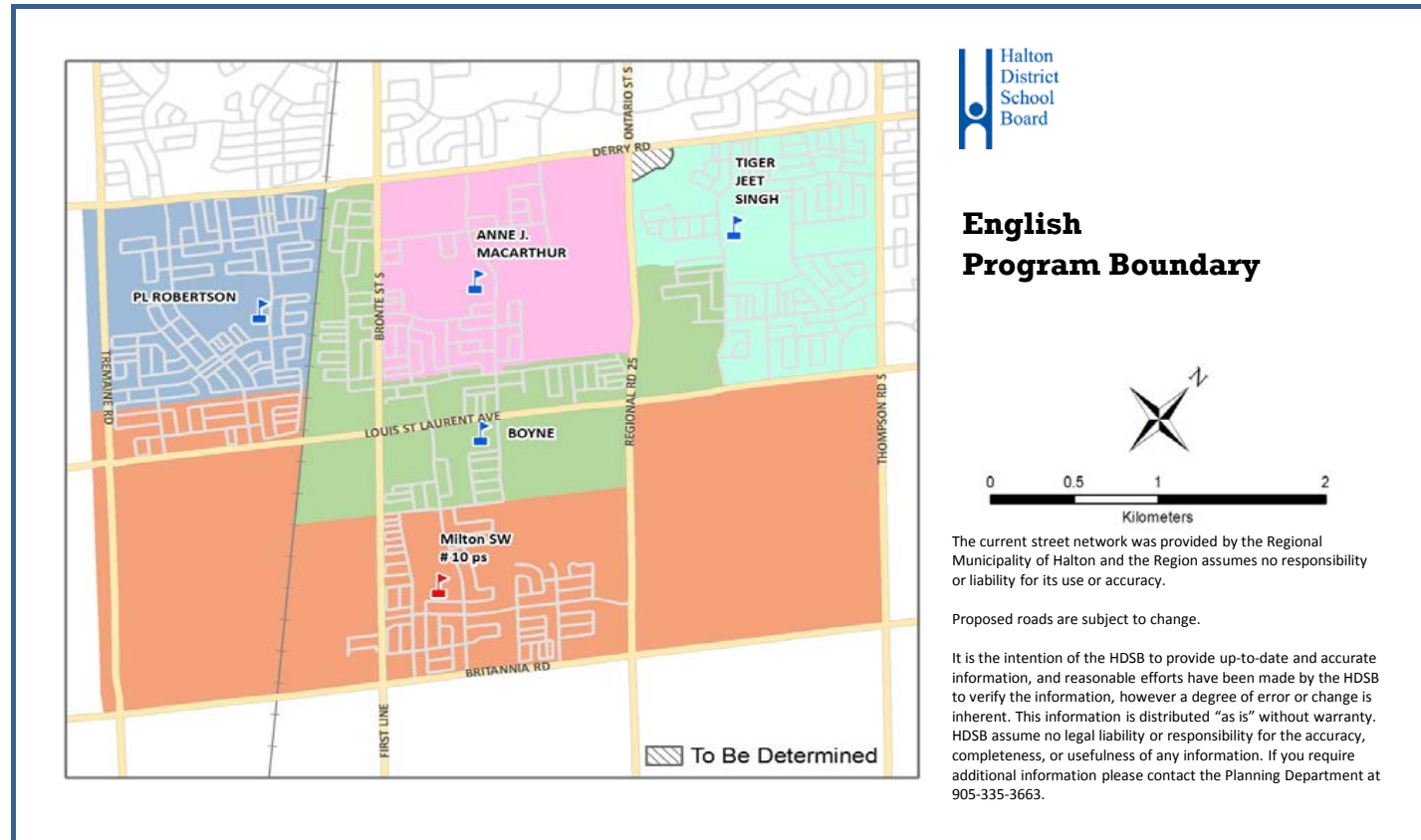
- The boundary south of Louis St. Laurent Blvd. will be directed to Milton #10 SW ps. Currently there are no students that reside in this area. No change to the current projections.
- The school will require 4 to 10 portables for the next ten years.
- New - Development south of DerryRoad and east of Regional Road 25 catchment to be determined. Development projections removed from Tiger Jeet Singh PS.

Milton #10 SW ps

- English boundary to include the areas bounded by Louis St. Laurent Blvd, Whitlock Avenue, Tremaine Road, Britannia Road, Thompson Road.
- Milton #10 SW ps is projected to open at 64% of OTG capacity. Total capacity is projected to be exceeded by 2021.
- FI boundary to include Boyne PS and Milton #10 SW ps English catchments.
- FI to be phased in starting with grade 2, September 2018. One grade added per subsequent year.

New - To Be Determined Area

- New students as a result of development in this area not included in projections. School to be determined at a later date.



	Program	OTG	T. Port	T. Cap.	2017	2018	2019	2020	2021	2022	2023	2024	2025	2026	2027
Anne J. MacArthur PS	ENG	839	18	1253	486	455	438	421	387	370	348	328	328	325	326
	FI				360	423	458	508	541	549	553	523	527	524	524
	SC-SPED				7	7	7	7	7	7	7	7	7	7	7
	Total				853	885	903	936	935	926	908	857	862	856	857
	Shortage of / Available Pupil Places				-14	-46	-64	-97	-96	-87	-69	-18	-23	-17	-18
Percent Utilization				102%	105%	108%	112%	111%	110%	108%	102%	103%	102%	102%	
Boyne PS	ENG	776	18	1190	1097	803	823	892	943	936	928	935	945	952	954
	SC-SPED				19	19	19	19	19	19	19	19	19	19	
	Total				1116	822	842	911	962	955	947	954	964	971	973
	Shortage of Pupil Places							-340	-46	-66	-135	-186	-179	-171	-178
	Percent Utilization				144%	106%	108%	117%	124%	123%	122%	123%	124%	125%	125%
PL Robertson PS	ENG	818	12	1094	823	796	769	745	704	673	620	586	582	575	574
	FI				238	263	293	298	313	316	324	327	322	316	319
	SC-SPED				8	8	8	8	8	8	8	8	8	8	8
	Total				1069	1067	1070	1051	1025	997	953	921	911	898	901
	Shortage of Pupil Places				-251	-249	-252	-233	-207	-179	-135	-103	-93	-80	-83
Percent Utilization				131%	130%	131%	128%	125%	122%	116%	113%	111%	110%	110%	
Tiger Jeet Singh PS	ENG	896	12	1172	831	796	785	763	729	707	674	651	645	644	636
	FI				301	322	334	350	351	356	357	365	359	356	353
	SC-SPED				6	6	6	6	6	6	6	6	6	6	6
	Total				1138	1123	1125	1118	1086	1069	1037	1021	1010	1006	995
	Shortage of Pupil Places				-242	-227	-229	-222	-190	-173	-141	-125	-114	-110	-99
Percent Utilization				127%	125%	126%	125%	121%	119%	116%	114%	113%	112%	111%	
Milton #10 SW PS	ENG	761	12	1037	0	640	858	945	1222	1490	1933	2370	2692	2948	3216
	FI				0	31	66	91	135	186	265	357	397	429	465
	SC-SPED				0	16	16	16	16	16	16	16	16	16	
	Total				0	687	940	1052	1373	1692	2214	2743	3105	3393	3697
	Available / Shortage of Pupil Places				761	74	-179	-291	-612	-931	-1453	-1982	-2344	-2632	-2936
Percent Utilization				0%	90%	123%	138%	180%	222%	291%	360%	408%	446%	486%	
Study Total		4090	72	5746	4176	4583	4880	5067	5382	5638	6060	6496	6853	7124	7423

Purpose: A suggestion by the Boundary Review Committee.

Notes

Anne J. MacArthur PS:

- The English catchment remains status quo.
- FI catchment is bounded by the CNR tracks, Whitlock Avenue, Reg. Road 25, Derry Road and includes the Boyne catchment area east of Reg. Rd 25.
- Anne J. MacArthur PS enrolments are projected to e near OTG capacity.
- 1 to 4 portables are projected to be required for the next ten years.

Boyne PS

- Boyne catchment is bounded by CNR tracks, Whitlock Avenue, Reg, Rd 25, Tiger Jeet Singh PS catchmentand Anne J MacArthur PS Eng catchment.
- Boyne PS enrolment is projected to increase near 125% of OTG capacity.
- FI to attend Anne J. MacArthur PS.
- 2 to 9 portables are projected to be required for the next ten years.

P.L. Robertson PS

- No change to the current boundaries or projections.
- The school will require 4 to 11 portables for the next ten years.

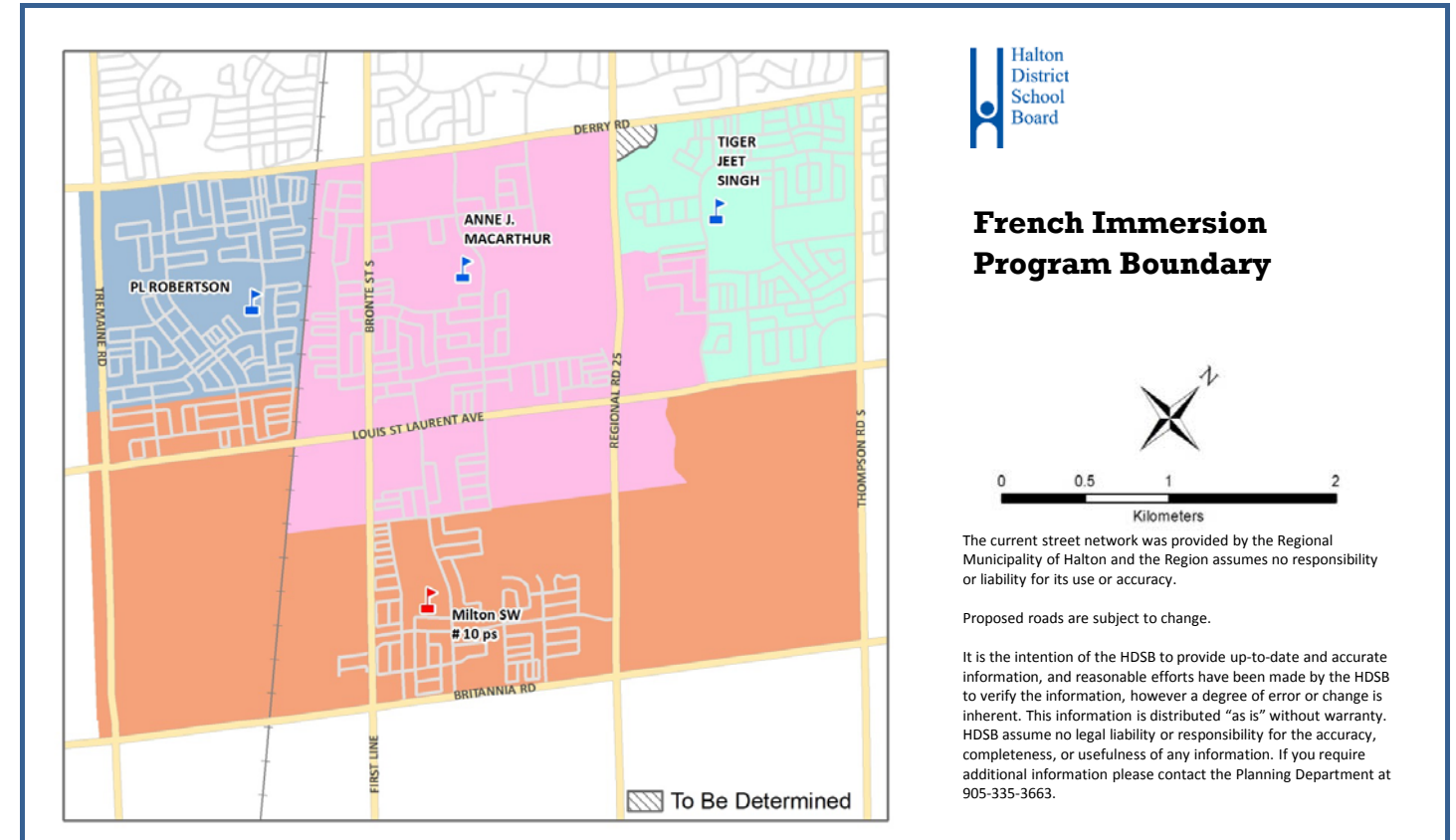
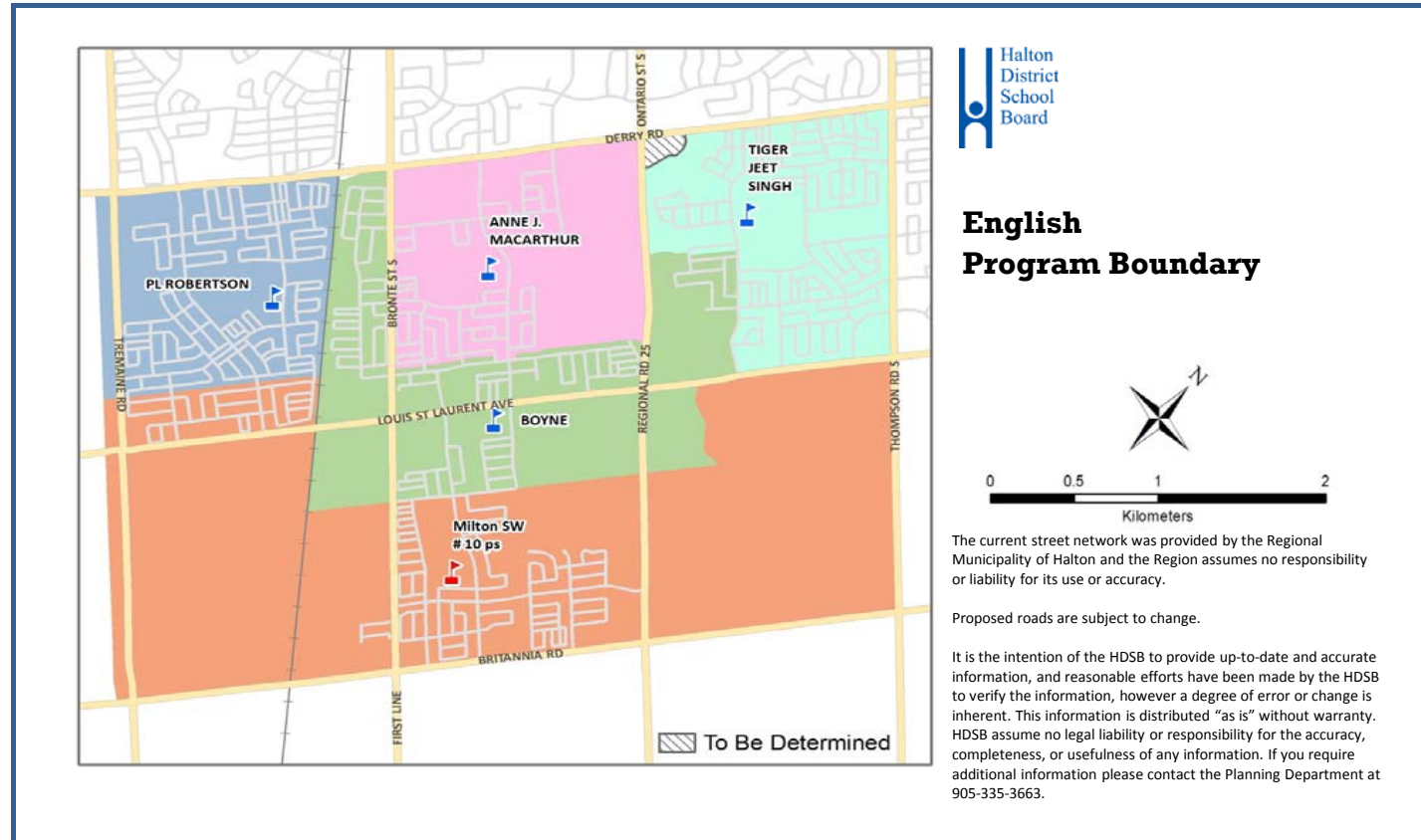
Tiger Jeet Singh PS

- The boundary south of Louis St. Laurent Blvd. will be directed to Milton #10 SW ps. Currently there are no students that reside in this area. No change to the current projections.
- The school will require 4 to 10 portables for the next ten years.
- Development south of DerryRoad and east of Regional Road 25 catchment to be determined. Development projections removed from Tiger Jeet Singh PS.

Milton #10 SW ps

- English boundary to include the areas bounded by P. L. Robertson catchment, Whitlock Avenue, Louis St. Laurent Blvd, Thompson Road, Britannia Road, Tremaine Road.
- FI boundary mirrors the English boundary.
- Milton #10 SW ps is projected to open at 90% of OTG capacity. Total capacity is projected to be exceeded by 2020.

New - To Be Determined Area



Program		OTG	T. Port	T. Cap.	2017	2018	2019	2020	2021	2022	2023	2024	2025	2026	2027	
Anne J. MacArthur PS	ENG	839	18	1253	486	455	438	421	387	370	348	328	328	325	326	
	FI				360	423	458	508	541	551	555	525	530	527	527	
	SC-SPED				7	7	7	7	7	7	7	7	7	7	7	7
	Total				853	885	903	936	935	928	910	860	865	859	860	
	Shortage of / Available Pupil Places				-14	-46	-64	-97	-96	-89	-71	-21	-26	-20	-21	
Percent Utilization					102%	105%	108%	112%	111%	108%	103%	103%	102%	102%		
Boyne PS	ENG	776	18	1190	1097	803	823	892	943	953	947	954	965	971	974	
	SC-SPED				19	19	19	19	19	19	19	19	19	19		
	Total				1116	822	842	911	962	972	966	973	984	990	993	
	Shortage of Pupil Places				-340	-46	-66	-135	-186	-196	-190	-197	-208	-214	-217	
	Percent Utilization					144%	106%	108%	117%	124%	125%	124%	125%	127%	128%	
PL Robertson PS	ENG	818	12	1094	823	796	769	745	704	673	620	586	582	575	574	
	FI				238	263	293	298	313	316	324	327	322	316	319	
	SC-SPED				8	8	8	8	8	8	8	8	8	8	8	
	Total				1069	1067	1070	1051	1025	997	953	921	911	898	901	
	Shortage of / Available Pupil Places				-251	-249	-252	-233	-207	-179	-135	-103	-93	-80	-83	
Percent Utilization					131%	130%	131%	128%	125%	122%	116%	113%	111%	110%		
Tiger Jeet Singh PS	ENG	896	12	1172	831	796	785	763	729	707	675	651	645	644	636	
	FI				301	322	334	350	351	356	357	365	359	356	353	
	SC-SPED				6	6	6	6	6	6	6	6	6	6	6	
	Total				1138	1123	1125	1118	1087	1069	1038	1022	1011	1005	995	
	Shortage of Pupil Places				-242	-227	-229	-222	-191	-173	-142	-126	-115	-109	-99	
Percent Utilization					127%	125%	126%	125%	121%	119%	116%	114%	113%	112%		
Milton #10 SW PS	ENG	761	12	1037	0	640	858	945	1222	1473	1915	2350	2672	2929	3195	
	FI				0	31	66	91	135	184	263	354	394	426	463	
	SC-SPED				0	16	16	16	16	16	16	16	16	16		
	Total				0	687	940	1052	1373	1673	2194	2720	3082	3371	3674	
	Available / Shortage of Pupil Places				761	74	-179	-291	-612	-912	-1433	-1959	-2321	-2610	-2913	
Percent Utilization					0%	90%	123%	138%	180%	220%	288%	357%	405%	443%	483%	
Study Total		4090	72	5746	4176	4583	4880	5067	5382	5639	6060	6496	6853	7124	7422	

Purpose: A suggestion by the Boundary Review Committee.

Notes

Anne J. MacArthur PS:

- The English catchment remains status quo.
- FI catchment is bounded by the CNR tracks, Whitlock Avenue, Sixteen Mile Creek, Regional Rd 25, Derry Road and includes the Boyne catchment area east of Reg. Rd 25.
- Anne J. MacArthur PS enrolments are projected to be near OTG capacity.
- 1 to 4 portables are projected to be required for the next ten years.

Boyne PS

- Boyne catchment is bounded by CNR tracks, Whitlock Avenue, Sixteen Mile Creek, Tiger Jeet Singh PS and Anne J MacArthur PS Eng catchments.
- Boyne PS enrolment is projected to increase to near 130% of OTG capacity.
- FI to attend Anne J. MacArthur PS.
- 2 to 10 portables are projected to be required for the next ten years.

P.L. Robertson PS

- No change to the current boundaries or projections.
- The school will require 4 to 11 portables for the next ten years.

Tiger Jeet Singh PS

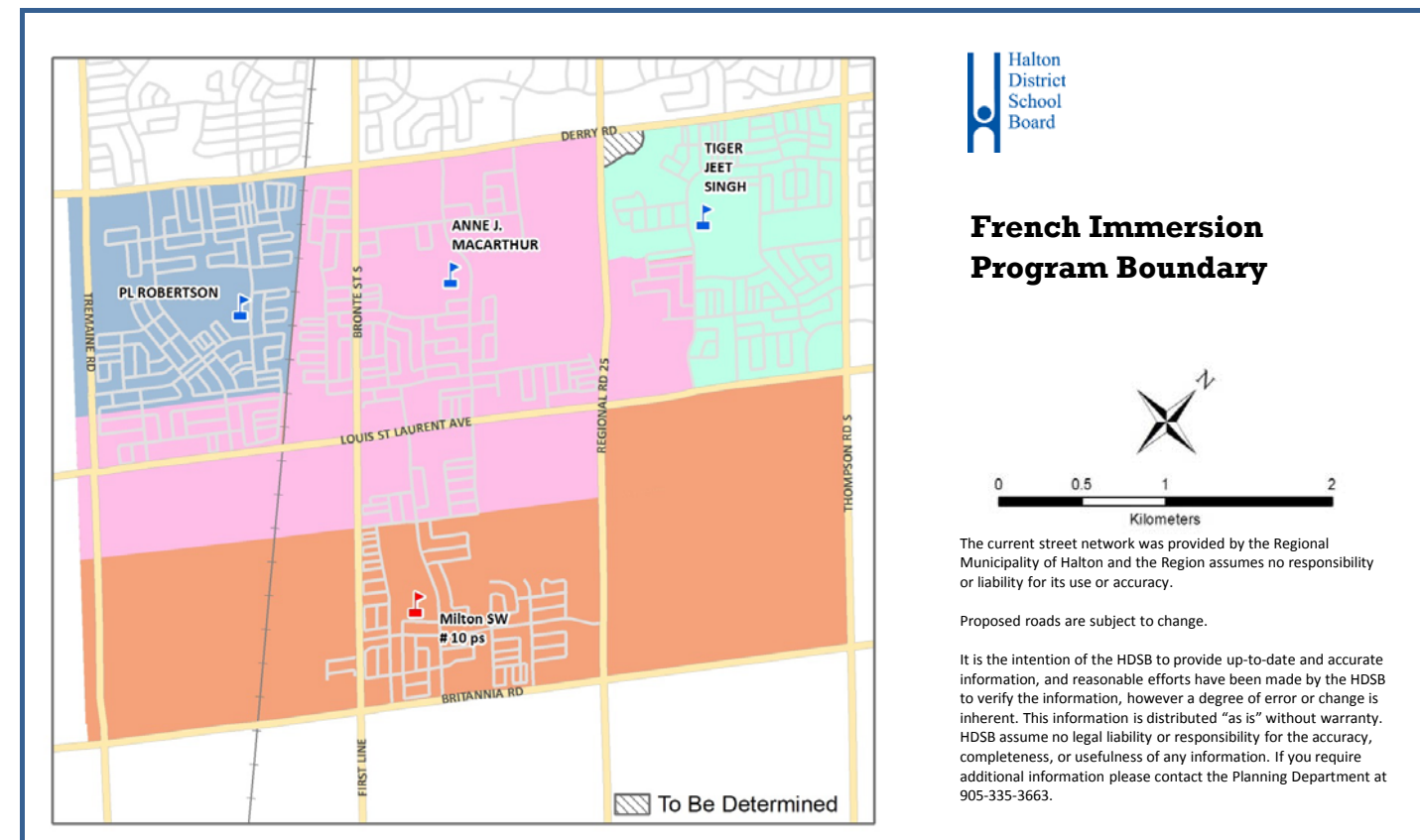
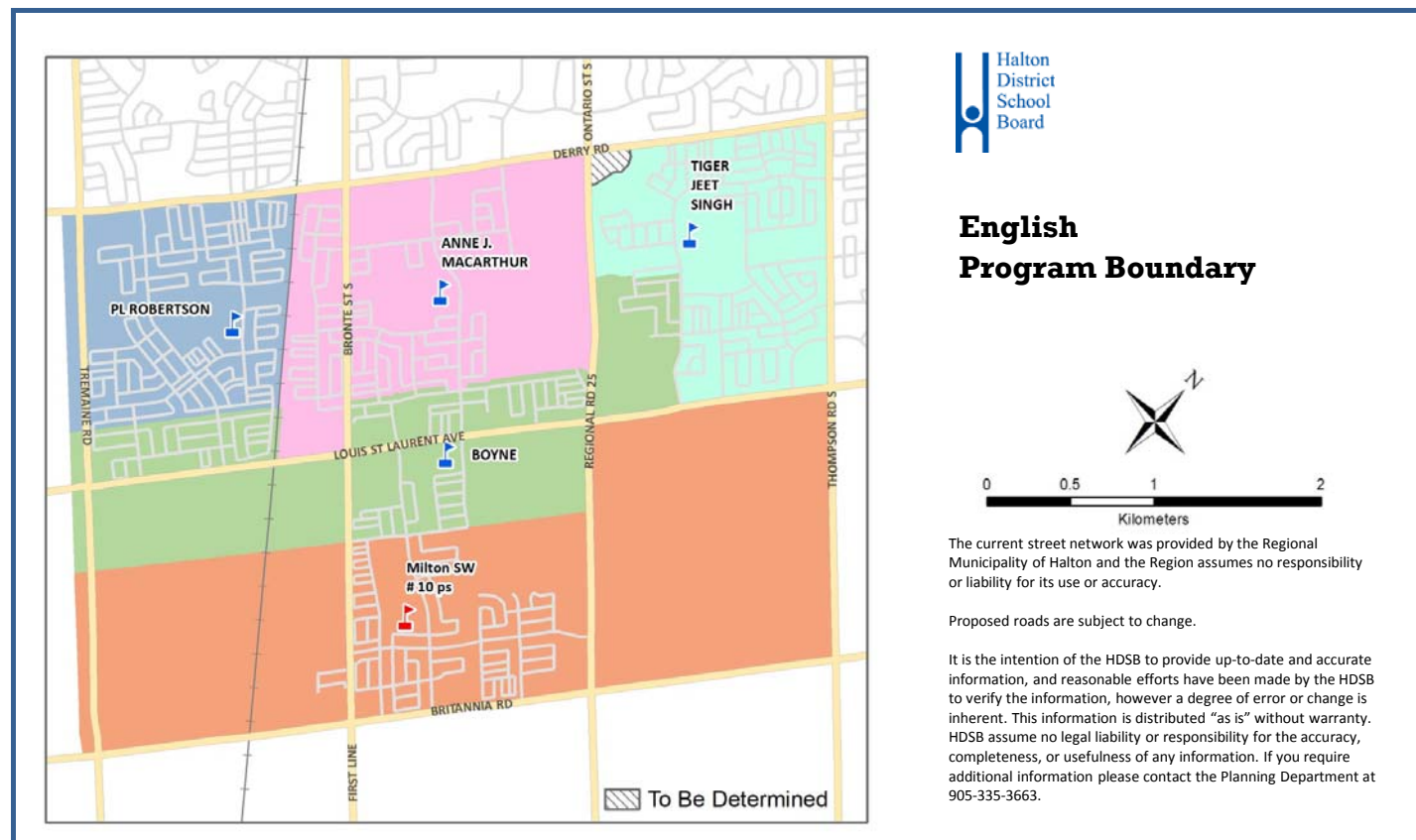
- The boundary south of Louis St. Laurent Blvd. will be directed to Milton #10 SW ps. Currently there are no students that reside in this area. No change to the current projections.
- The school will require 4 to 10 portables for the next ten years.
- Development south of Derry Road and east of Regional Road 25 catchment to be determined. Development projections removed from Tiger Jeet Singh PS.

Milton #10 SW ps

- English boundary to include the areas bounded by P. L. Robertson catchment, Whitlock Avenue, Louis St. Laurent Blvd, Thompson Road, Britannia Road, Tremaine Road.
- FI boundary mirrors the English boundary.
- Milton #10 SW ps is projected to open at 90% of OTG capacity. Total capacity is projected to be exceeded by 2020.

New - To Be Determined Area

- New students as a result of development in this area not included in projections. School to be determined at a later date.



	Program	OTG	T. Port	T. Cap.	2017	2018	2019	2020	2021	2022	2023	2024	2025	2026	2027	
Anne J. MacArthur PS	ENG	839	18	1253	486	623	616	602	568	542	522	488	491	491	495	
	FI				360	441	494	557	610	638	664	656	658	654	653	
	SC-SPED				7	7	7	7	7	7	7	7	7	7	7	7
	Total				853	1071	1117	1166	1185	1187	1193	1151	1156	1152	1154	
	Shortage of Pupil Places	-14	-232	-278	-327	-346	-348	-354	-312	-317	-313	-315				
Percent Utilization	102%	128%	133%	139%	141%	141%	142%	137%	138%	137%	138%					
Boyne PS	ENG	776	18	1190	1097	851	887	942	1019	1071	1120	1195	1203	1204	1206	
	SC-SPED				19	19	19	19	19	19	19	19	19	19		
	Total				1116	870	906	961	1038	1090	1139	1214	1222	1223	1225	
	Shortage of / Available Pupil Places				-340	-94	-130	-185	-262	-314	-363	-438	-446	-447	-449	
	Percent Utilization	144%	112%	117%	124%	134%	141%	147%	156%	157%	158%	158%				
PL Robertson PS	ENG	818	12	1094	823	796	769	745	704	673	620	586	582	575	574	
	FI				238	263	293	298	313	316	324	327	322	316	319	
	SC-SPED				8	8	8	8	8	8	8	8	8	8	8	
	Total				1069	1067	1070	1051	1025	997	952	921	912	899	901	
	Shortage of Pupil Places	-251	-249	-252	-233	-207	-179	-134	-103	-94	-81	-83				
Percent Utilization	131%	130%	131%	128%	125%	122%	116%	113%	111%	110%	110%					
Tiger Jeet Singh PS	ENG	896	12	1172	831	796	785	763	729	707	674	651	645	644	636	
	FI				301	322	334	350	351	356	357	365	359	356	353	
	SC-SPED				6	6	6	6	6	6	6	6	6	6	6	
	Total				1138	1124	1125	1119	1086	1069	1037	1021	1010	1005	995	
	Shortage of Pupil Places	-242	-228	-229	-223	-190	-173	-141	-125	-114	-109	-99				
Percent Utilization	127%	125%	126%	125%	121%	119%	116%	114%	113%	112%	111%					
Milton #10 SW PS	ENG	761	12	1037	0	417	601	691	932	1142	1521	1895	2217	2475	2742	
	FI				0	19	45	64	99	138	202	278	320	353	390	
	SC-SPED				0	16	16	16	16	16	16	16	16	16		
	Total				0	452	662	771	1047	1296	1739	2189	2553	2844	3148	
	Available / Shortage of Pupil Places	761	309	99	-10	-286	-535	-978	-1428	-1792	-2083	-2387				
Percent Utilization	0%	59%	87%	101%	138%	170%	229%	288%	335%	374%	414%					
Study Total		4090	72	5746	4176	4583	4879	5067	5382	5639	6060	6496	6853	7124	7423	

Purpose: A suggestion by the Boundary Review Committee.

Notes

Anne J. MacArthur PS:

- The English catchment expands west to the CNR tracks
- FI catchment includes the Boyne PS and Anne J MacArthur PS catchments.
- Anne J. MacArthur PS enrolments are projected to increase to near 140% of OTG capacity.
- 10 to 15 portables are projected to be required for the next ten years.

Boyne PS

- Boyne catchment is bounded Tremaine Rd, Whitlock Avenue, Regional Road 25, Tiger Jeet Singh PS and Anne J MacArthur PS catchments.
- Boyne PS enrolment to exceed total capacity by 2024.
- FI to attend Anne J. MacArthur PS.

P.L. Robertson PS

- No change to the current boundaries or projections.
- The school will require 4 to 11 portables for the next ten years.

Tiger Jeet Singh PS

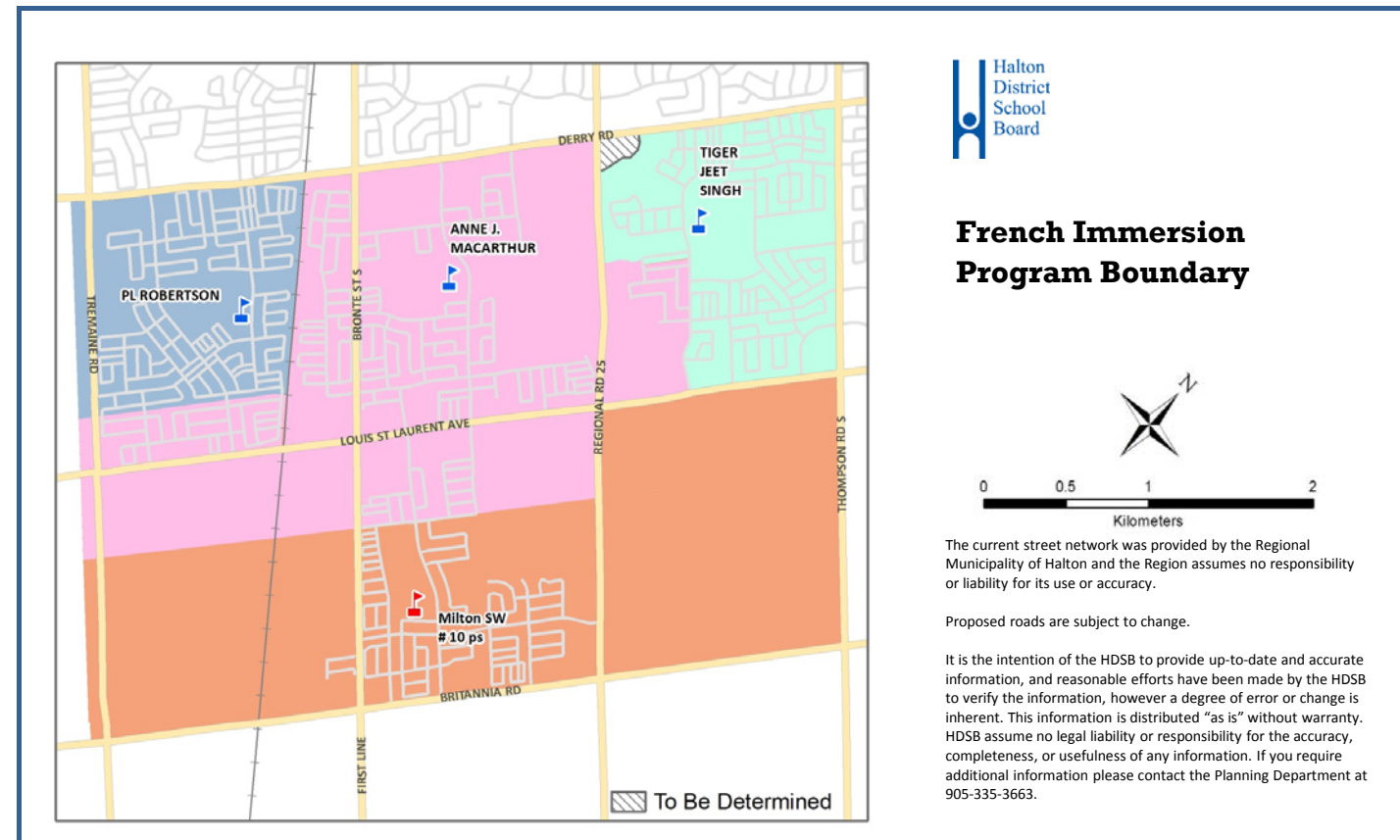
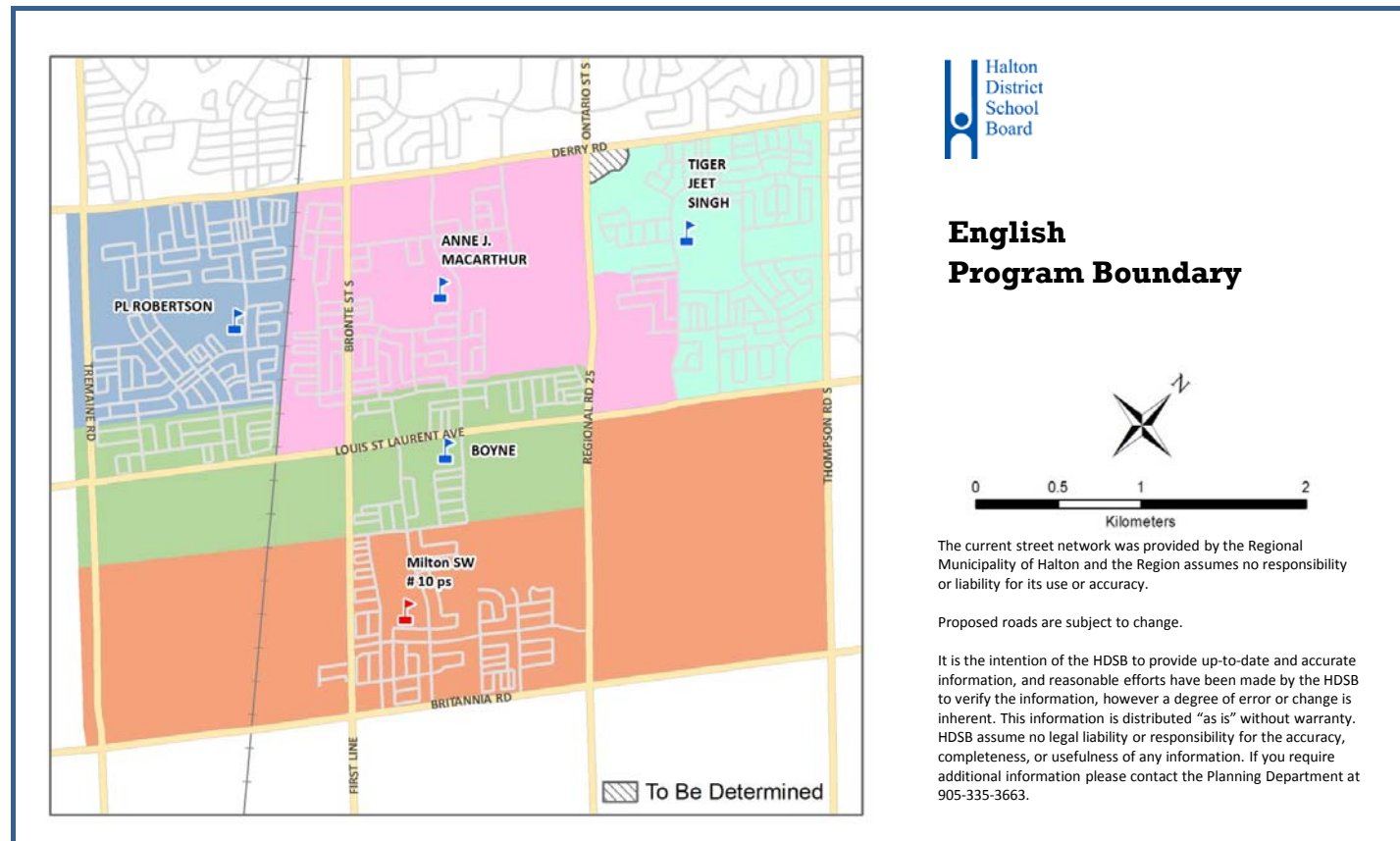
- The boundary south of Louis St. Laurent Blvd. will be directed to Milton #10 SW ps. Currently there are no students that reside in this area. No change to the current projections.
- The school will require 4 to 10 portables for the next ten years.
- Development south of DerryRoad and east of Regional Road 25 catchment to be determined. Development projections removed from Tiger Jeet Singh PS.

Milton #10 SW ps

- English boundary to include the areas bounded by Tremaine Rd, Britannia Rd, Thompson Rd, Louis St. Laurent, Regional Rd 25 and areas south of Whitlock Avenue.
- FI boundary mirrors the english boundary.
- Milton #10 SW ps is projected to open at 59% of OTG capacity. Total capacity is projected to be exceeded by 2021.

New - To Be Determined Area

- New students as a result of development in this area not included in projections. School to be determined at a later date.



		Program	OTG	T. Port	T. Cap.	2017	2018	2019	2020	2021	2022	2023	2024	2025	2026	2027
Anne J. MacArthur PS	ENG	839	18	1253	486	684	680	659	623	591	565	527	527	526	529	
	FI				360	441	494	557	610	638	663	656	658	654	653	
	SC-SPED				7	7	7	7	7	7	7	7	7	7	7	
	Total				853	1132	1181	1223	1240	1236	1235	1190	1192	1188	1189	
	Shortage of Pupil Places					-14	-293	-342	-384	-401	-397	-396	-351	-353	-349	-350
	Percent Utilization					102%	135%	141%	146%	148%	147%	147%	142%	142%	142%	142%
Boyne PS	ENG	776	18	1190	1097	789	823	884	965	1022	1076	1156	1167	1169	1171	
	SC-SPED				19	19	19	19	19	19	19	19	19	19		
	Total				1116	808	842	903	984	1041	1095	1175	1186	1188	1190	
	Shortage of / Available Pupil Places					-340	-32	-66	-127	-208	-265	-319	-399	-410	-412	-414
	Percent Utilization					144%	104%	108%	116%	127%	134%	141%	151%	153%	153%	153%
	PL Robertson PS	ENG	818	12	1094	823	796	769	745	704	673	620	586	582	575	574
FI		238				263	293	298	313	316	324	327	322	316	319	
SC-SPED		8				8	8	8	8	8	8	8	8	8	8	
Total		1069				1067	1070	1051	1025	997	953	921	911	898	901	
Shortage of Pupil Places					-251	-249	-252	-233	-207	-179	-135	-103	-93	-80	-83	
Percent Utilization					131%	130%	131%	128%	125%	122%	116%	113%	111%	110%	110%	
Tiger Jeet Singh PS	ENG	896	12	1172	831	796	785	763	729	707	674	651	645	644	636	
	FI				301	322	334	350	351	356	357	365	359	356	353	
	SC-SPED				6	6	6	6	6	6	6	6	6	6	6	
	Total				1138	1124	1125	1119	1086	1069	1037	1021	1010	1005	995	
	Shortage of Pupil Places					-242	-228	-229	-223	-190	-173	-141	-125	-114	-109	-99
	Percent Utilization					127%	125%	126%	125%	121%	119%	116%	114%	113%	112%	111%
Milton #10 SW PS	ENG	761	12	1037	0	417	601	691	932	1142	1521	1895	2217	2475	2742	
	FI				0	19	45	64	99	138	202	278	320	353	390	
	SC-SPED				0	16	16	16	16	16	16	16	16	16	16	
	Total				0	452	662	771	1047	1296	1739	2189	2553	2844	3148	
	Available / Shortage of Pupil Places					761	309	99	-10	-286	-535	-978	-1428	-1792	-2083	-2387
	Percent Utilization					0%	59%	87%	101%	138%	170%	229%	288%	335%	374%	414%
Study Total		4090	72	5746	4176	4583	4880	5066	5382	5638	6060	6496	6853	7124	7423	

Purpose: A suggestion by the Boundary Review Committee.

Notes

Anne J. MacArthur PS:

- The English catchment expands west to the CNR tracks and east of Regional Rd 25
- FI catchment includes the Boyne PS and Anne J MacArthur PS catchments.
- Anne J. MacArthur PS enrolments are projected to increase to near 140% of OTG capacity.
- 13 to 17 portables are projected to be required for the next ten years.

Boyne PS

- Boyne PS catchment is bounded by Tremaine Rd, Whitlock Avenue, Regional Rd 25, Anne J. MacArthur PS and P.L. Robertson PS catchments.
- Boyne PS enrolment is projected reach total capacity in 2027.
- FI to attend Anne J. MacArthur PS

P.L. Robertson PS

- No change to the current boundaries or projections.
- The school will require 4 to 11 portables for the next ten years.

Tiger Jeet Singh PS

- The boundary south of Louis St. Laurent Blvd. will be directed to Milton #10 SW ps. Currently there are no students that reside in this area. No change to the current projections.
- The school will require 4 to 10 portables for the next ten years.
- New** - Development south of Derry Road and east of Regional Road 25 catchment to be determined. Development projections removed from Tiger Jeet Singh PS.

Milton #10 SW ps

- English boundary to include the areas bounded by Louis St. Laurent Blvd, Whitlock Avenue, Tremaine Road, Britannia Road, Thompson Road.
- Milton #10 SW ps is projected to open at 59% of OTG capacity. Total capacity is projected to be exceeded by 2021.
- FI boundary to mirror the English catchment
- FI to be phased in starting with grade 2, September 2018. One grade added per subsequent year.

New - To Be Determined Area

- New students as a result of development in this area not included in projections. School to be determined at a later date.