

Option 3

	Program	Cap.	Port.	Cap.	2019	2020	2021	2022	2023	2024	2025	2026	2027	2028	2029
Craig Kielburger SS	ENG	1383	18	1761	1216	1244	1140	1008	923	786	765	749	761	860	941
	FI				157	201	198	195	187	162	168	183	200	227	254
	IB				109	212	297	372	380	370	360	334	314	299	290
	ESS				100	108	112	114	118	119	119	116	113	110	108
	CPP				65	65	65	65	65	65	65	65	65	65	65
	Total	1647	1830	1812	1754	1673	1502	1477	1447	1453	1561	1658			
	Shortage of Pupil Places	264	447	429	371	290	119	94	64	70	178	275			
Percent Utilization	119%	132%	131%	127%	121%	109%	107%	105%	105%	113%	120%				
Dr. Frank J. Hayden SS	ENG	1194	12	1446	1437	1467	1461	1400	1369	1343	1328	1295	1277	1260	1193
	FI				127	69	2	0	0	0	0	0	0	0	
	Total				1564	1536	1463	1400	1369	1343	1328	1295	1277	1260	1193
	Shortage of Pupil Places	370	342	269	206	175	149	134	101	83	66	-1			
	Percent Utilization	131%	129%	123%	117%	115%	112%	111%	108%	107%	106%	100%			
Milton District HS	ENG	1053	12	1305	1065	1035	831	784	710	794	821	812	832	865	895
	FI				239	257	275	299	300	323	306	288	280	261	267
	Total				1304	1292	1106	1083	1010	1117	1127	1100	1112	1126	1162
	Shortage of Pupil Places	251	239	53	30	-43	64	74	47	59	73	109			
Percent Utilization	124%	123%	105%	103%	96%	106%	107%	104%	106%	107%	110%				
Milton SW #1 HS	ENG	1200	12	1452	0	0	474	852	1283	1489	1568	1587	1553	1556	1543
	FI				0	0	0	0	0	0	0	0	0	0	
	ISTEM				0	0	120	240	360	480	480	480	480	480	
	CPP				0	0	6	9	12	15	18	21	21	21	
	Total				0	0	600	1101	1655	1984	2066	2088	2054	2057	2044
	Shortage of Pupil Places	-1200	-1200	-600	-99	455	784	866	888	854	857	844			
Percent Utilization	0%	0%	50%	92%	138%	165%	172%	174%	171%	171%	170%				

Option 3

Milton SW #1 hs opens with ENG (gr 9 & 10), ISTEM (gr 9), and CPP (gr 9 & 10) programming. One grade to be added in subsequent years. Kilbride PS grade 8 cohort is unified and directed to Milton SW#1 for Grade 9.

Family of Schools

Craig Kielburger SS
 Hawthorne Village PS
 Irma Coulson PS
 Tiger Jeet Singh PS
NEW Viola Desmond PS
(FI, ENG east of 16 Mile Creek)

Milton DHS
NEW Bruce Trail PS
NEW Chris Hadfield PS
NEW Martin St (unified cohort)
NEW Sam Sherratt PS*
NEW W.I. Dick PS*
NEW TBD Area (FI)
 P.L. Robertson PS (FI)
 Anne J. MacArthur PS (FI)
 Brookville PS
(split cohort with Acton DHS)

NEW Milton SW #1 hs:
 Anne J MacArthur PS (ENG)
 Boyne PS
 Escarpment View PS
 P.L. Robertson PS (ENG)
 Viola Desmond PS (ENG, west of 16 Mile Creek)
 Kilbride PS
 TBA Area (ENG)

Italics represent schools with split grade 8 cohorts

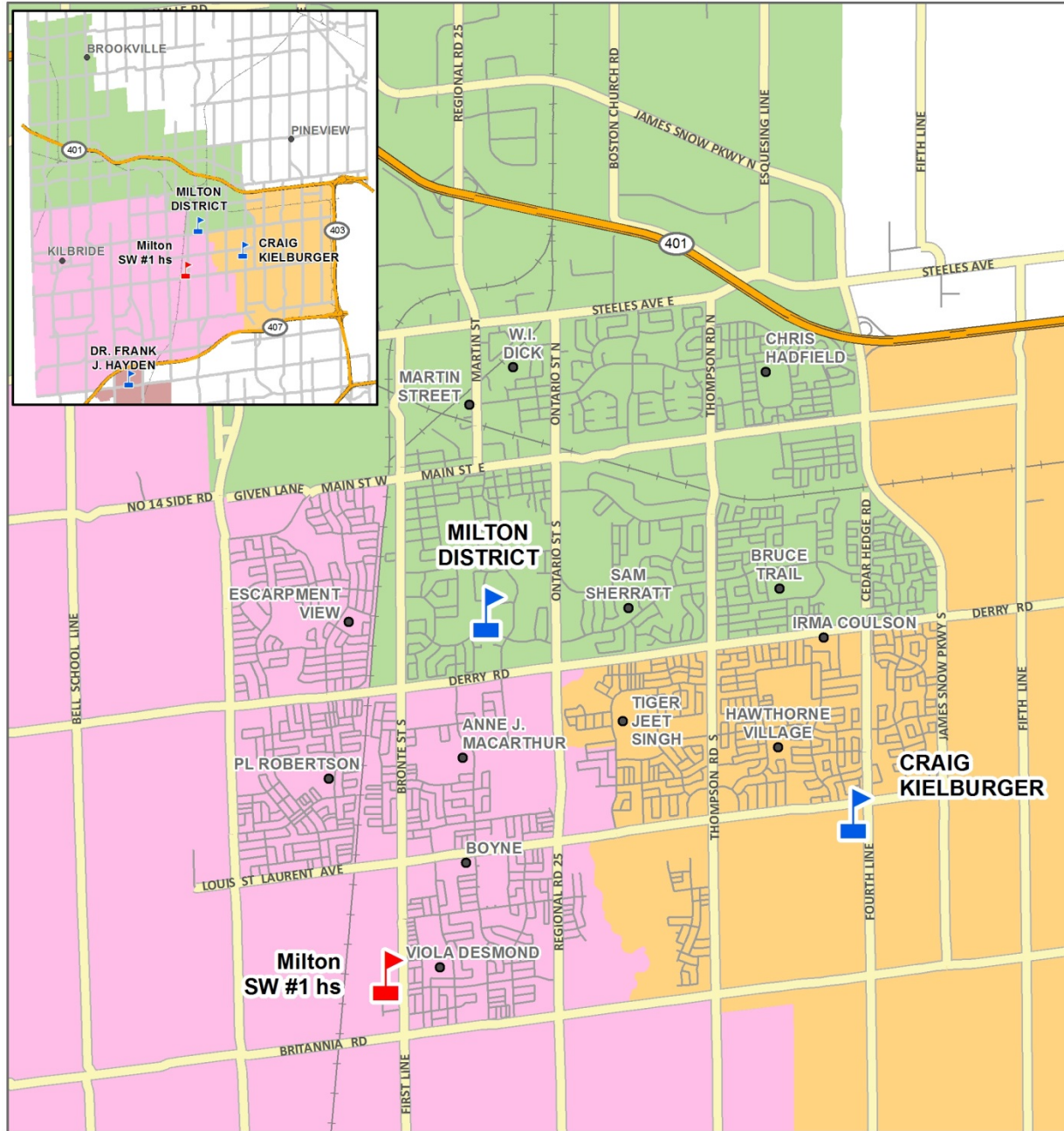
Notes:

- Sam Sherratt PS and W.I. Dick PS *rural areas* will remain with their cohorts. It is recommended that these schools be included in Milton SW 11 ps or Milton #12 SW PS boundary reviews.

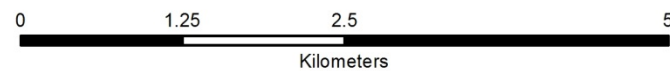
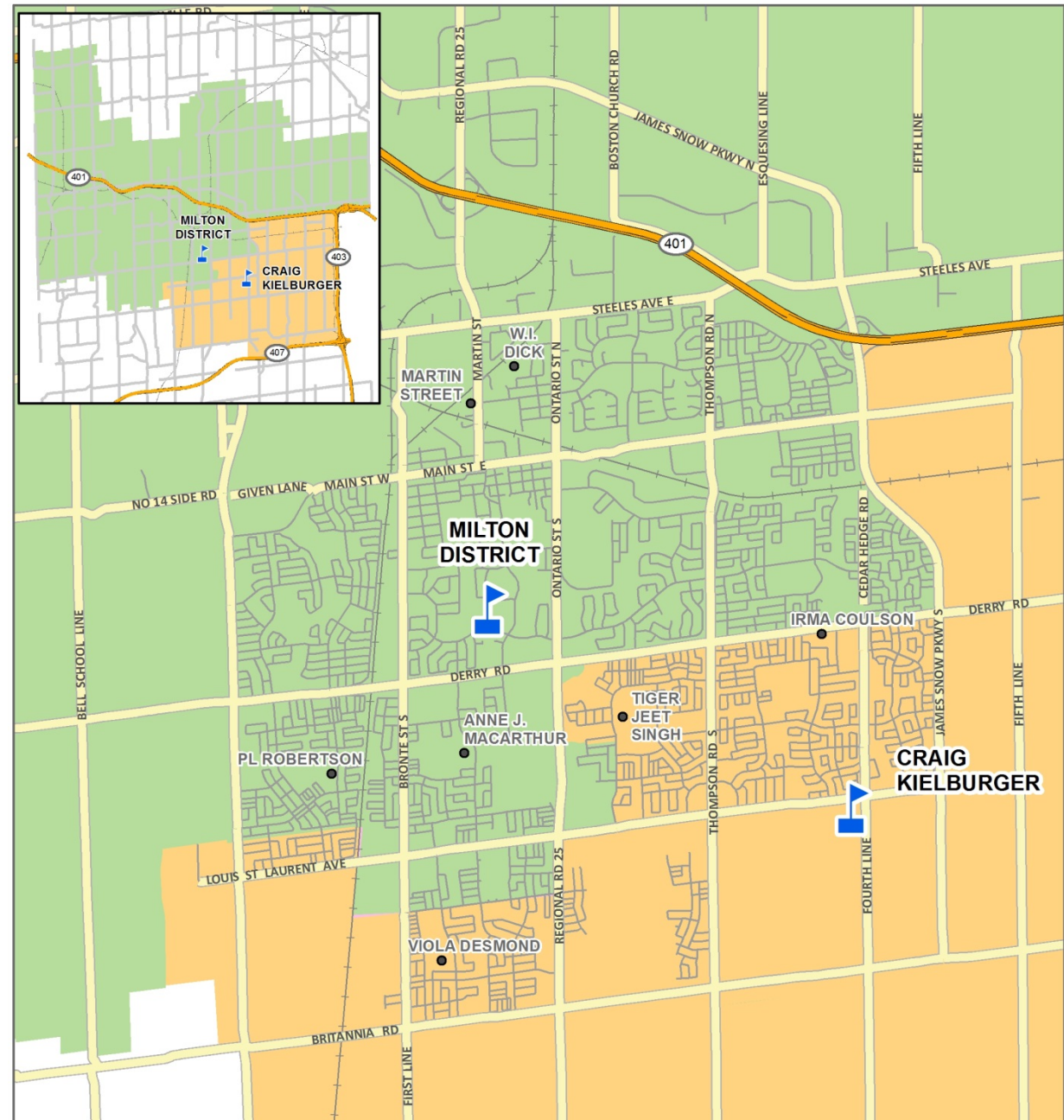
Difference between Options 2 and 3 :

- Anne J MacArthur PS and TBD area to be directed to Milton SW #1 hs for English and Milton DHS for FI.
- Kilbride PS has a unified cohort directed to Milton SW #1hs.

English Program Boundary



French Immersion Program Boundary



The current street network was provided by the Regional Municipality of Halton and the Region assumes no responsibility or liability for its use or accuracy.

It is the intention of the HDSB to provide up-to-date and accurate information, and reasonable efforts have been made by the HDSB to verify the information, however a degree of error or change is inherent. This information is distributed "as is" without warranty. HDSB assume no legal liability or responsibility for the accuracy, completeness, or usefulness of any information. If you require additional information please contact the Planning Department at 905-335-3663.