

Option 8

	Program	Cap.	Port.	Cap.	2019	2020	2021	2022	2023	2024	2025	2026	2027	2028	2029
Craig Kielburger SS	ENG	1383	18	1761	1216	1214	1186	1126	1110	1075	1055	1023	1022	1108	1190
	FI				157	201	199	196	176	149	139	126	133	147	167
	IB				109	212	297	372	380	370	360	334	314	299	290
	ESS				100	108	112	114	118	119	119	116	113	110	108
	CPP				65	65	65	65	65	65	65	65	65	65	65
	Total	1647	1800	1859	1873	1849	1778	1738	1664	1647	1729	1820			
	Shortage of Pupil Places					264	417	476	490	466	395	355	281	264	346
Percent Utilization					119%	130%	134%	135%	134%	129%	126%	120%	119%	125%	132%
Dr. Frank J. Hayden SS	ENG	1194	12	1446	1437	1467	1496	1449	1449	1441	1420	1387	1364	1342	1278
	FI				127	69	2	0	0	0	0	0	0	0	
	Total				1564	1536	1498	1449	1449	1441	1420	1387	1364	1342	1278
	Shortage of Pupil Places					370	342	304	255	255	247	226	193	170	148
Percent Utilization					131%	129%	125%	121%	121%	121%	119%	116%	114%	112%	107%
Milton District HS	ENG	1053	12	1305	1065	1066	905	861	782	762	800	800	835	883	909
	FI				239	257	209	185	145	138	121	106	100	89	91
	Total				1304	1323	1114	1046	927	900	921	906	935	972	1000
	Shortage of Pupil Places					251	270	61	-7	-126	-153	-132	-147	-118	-81
Percent Utilization					124%	126%	106%	99%	88%	85%	87%	86%	89%	92%	95%
Milton SW #1 HS	ENG	1200	12	1452	0	0	287	530	825	984	1047	1075	1043	1048	1041
	FI				0	0	66	112	165	196	213	237	245	251	261
	ISTEM				0	0	120	240	360	480	480	480	480	480	480
	CPP				0	0	6	9	12	15	18	21	21	21	21
	Total				0	0	479	891	1362	1675	1758	1813	1789	1800	1803
	Shortage of Pupil Places					-1200	-1200	-721	-309	162	475	558	613	589	600
Percent Utilization					0%	0%	40%	74%	114%	140%	147%	151%	149%	150%	150%

Option 8

Milton SW #1 hs opens with ENG (gr 9 & 10), ISTEM (gr 9), and CPP (gr 9 & 10) programming. One grade to be added in subsequent years.

Family of Schools

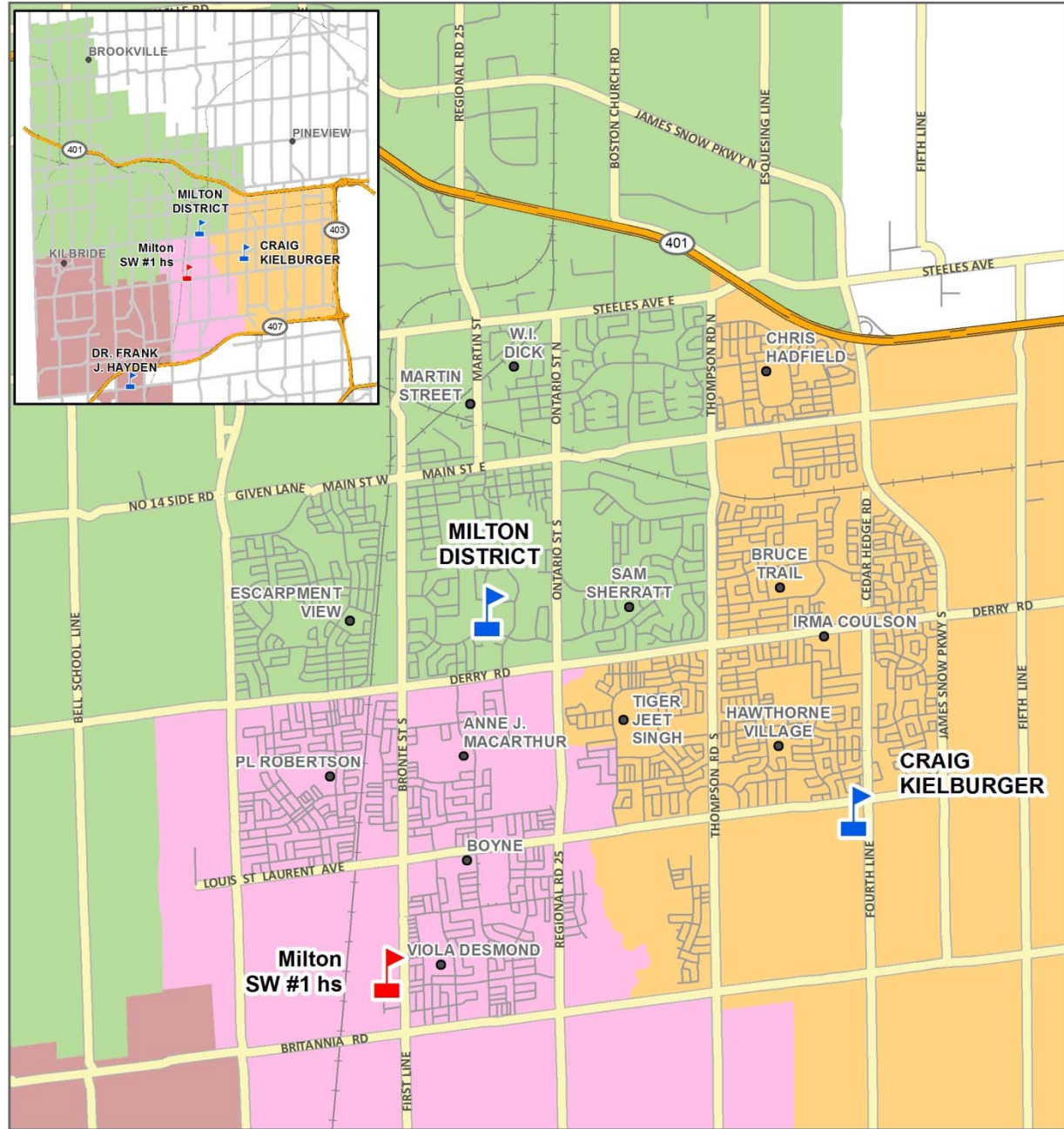
Craig Kielburger SS	Milton DHS	NEW Milton SW #1 hs:
Bruce Trail PS	Escarpment View PS	Anne J MacArthur PS
Chris Hadfield PS	Martin St	Boyne PS
Martin St (ENG, east of Ontario St)	(ENG, FI west of Ontario St)	P.L. Robertson PS
Village PS	NEW Sam Sherratt PS*	Viola Desmond PS (west of 16 Mile Creek)
Irma Coulson PS	NEW W.I. Dick PS*	TBD Area
FI, east of Cedar Hedge Rd)	(ENG, FI west of Thompson Rd	Hawthorne
Tiger Jeet Singh PS	Brookville PS	Martin St (ENG
NEW W.I. Dick PS*	(split cohort with Acton DHS)	
(FI east of Thompson Rd)	Kilbride PS	
Viola Desmond PS (east of 16 Mile Creek)	(split cohort with Dr. Frank J Hayden SS)	

Italics represent schools with split grade 8 cohorts

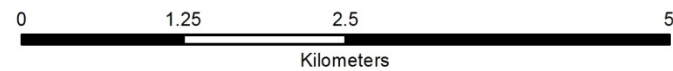
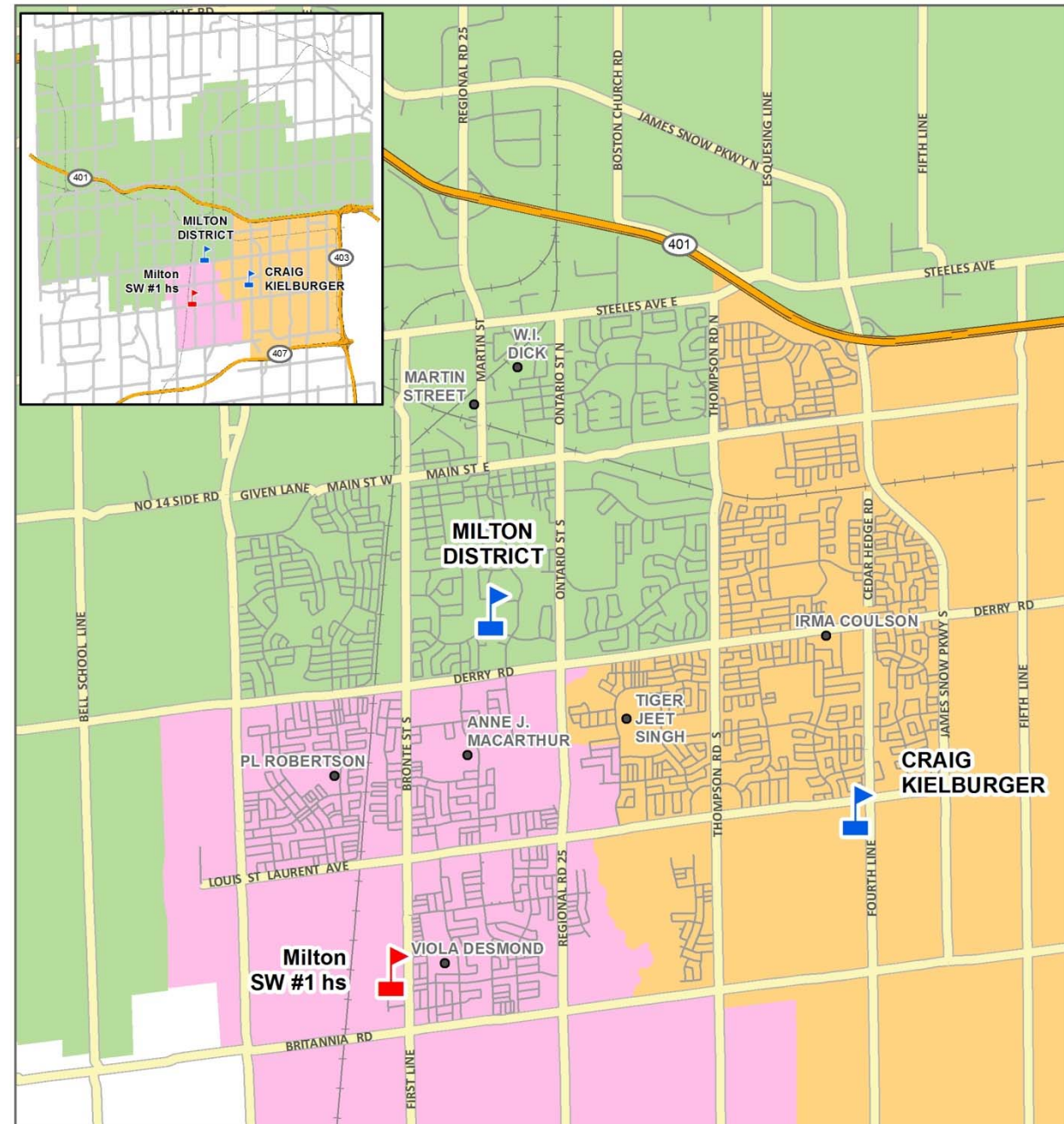
Notes:

- Sam Sherratt PS and W.I. Dick PS rural areas will remain with their cohorts. It is recommended that these schools be included in Milton SW 11 ps or Milton #12 SW PS boundary reviews.

English Program Boundary



French Immersion Program Boundary



The current street network was provided by the Regional Municipality of Halton and the Region assumes no responsibility or liability for its use or accuracy.

It is the intention of the HDSB to provide up-to-date and accurate information, and reasonable efforts have been made by the HDSB to verify the information, however a degree of error or change is inherent. This information is distributed "as is" without warranty. HDSB assume no legal liability or responsibility for the accuracy, completeness, or usefulness of any information. If you require additional information please contact the Planning Department at 905-335-3663.