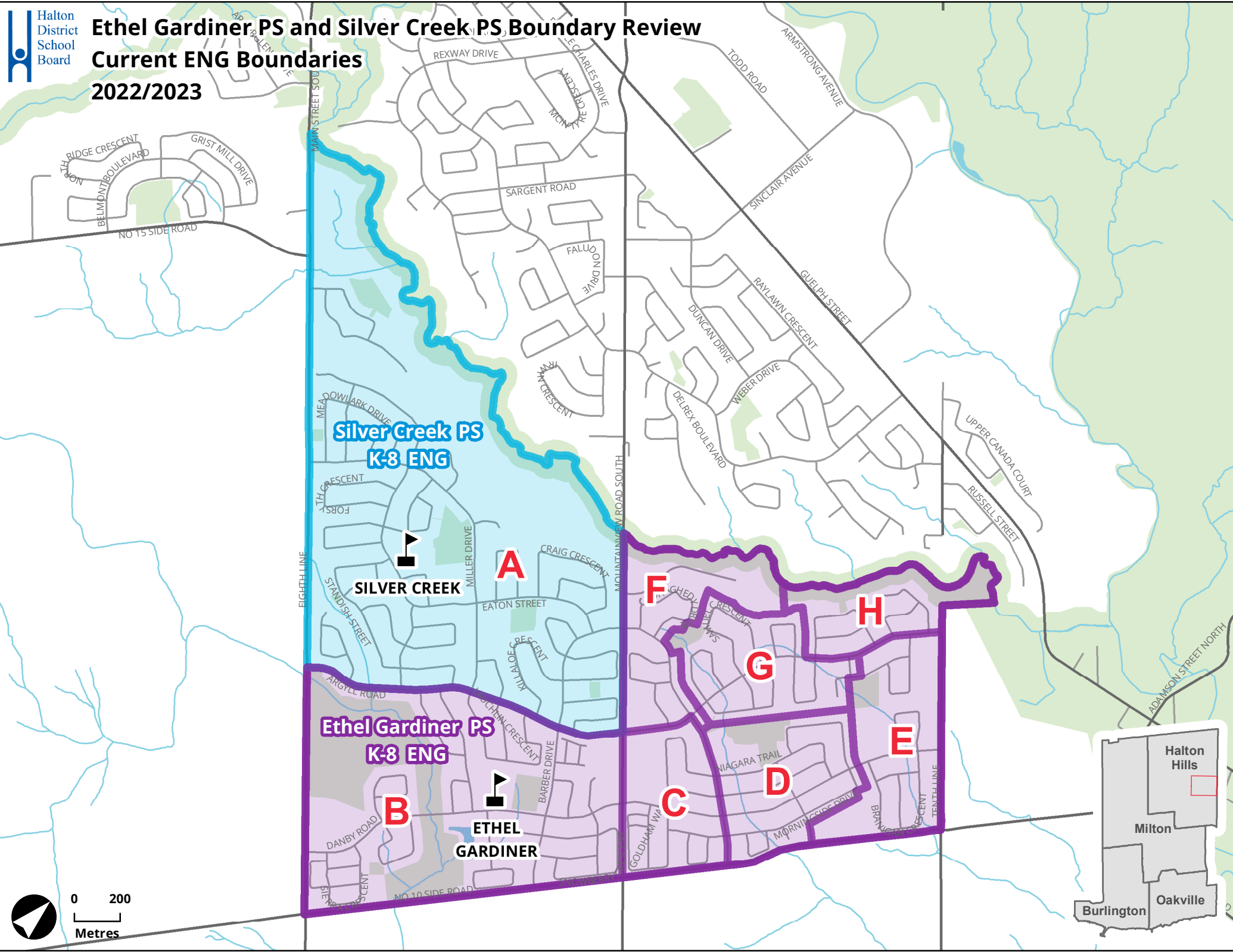


Ethel Gardiner PS and Silver Creek PS Boundary Review

Current ENG Boundaries

2022/2023



Silver Creek PS
K-8 ENG

SILVER CREEK

Ethel Gardiner PS
K-8 ENG

ETHEL GARDINER

A

F

H

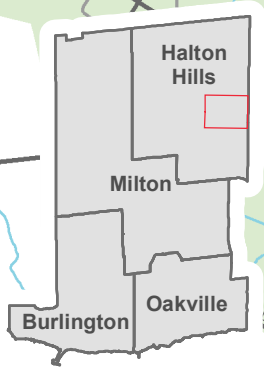
G

B

C

D

E



Status Quo Projections

Updated: Jan 4, 2023

[What you need to know about this option](#)

[Implementation](#)

School	Building Capacity	Portable	Total Capacity	Program	2022	2023	2024	2025	2026	2027	2028	2029	2030	2031	2032	Notes
Ethel Gardiner PS	614	Maximum : 10	844	ENG	713	741	733	733	738	731	730	728	727	714	702	JK-8 English, Gr5-8 Gifted, SPED programs. Impacted by development.
				GIF	17	17	21	23	26	24	24	25	25	24	24	
		SC-SPED		14	14	14	14	14	14	14	14	14	14	14	14	
		Total		744	772	768	770	777	770	768	767	765	752	740		
	<i>Percent Utilization</i>				121%	126%	125%	125%	127%	125%	125%	125%	125%	122%	121%	
	<i>Available (+) / Shortage (-) of Pupil Places</i>				-130	-158	-154	-156	-163	-156	-154	-153	-151	-138	-126	
<i>Estimate number of portables</i>				8	10	9	9	9	9	9	9	9	9	9	9	
Silver Creek PS	645	Maximum : 12	921	ENG	387	375	370	364	353	348	348	352	364	352	345	JK-8 English, SPED programs. No impact from development.
				GIF	0	0	0	0	0	0	0	0	0	0	0	
		SC-SPED		43	43	43	43	43	43	43	43	43	43	43	43	
		Total		430	418	413	407	396	391	391	395	407	395	388		
	<i>Percent Utilization</i>				67%	65%	64%	63%	61%	61%	61%	61%	63%	61%	60%	
	<i>Available (+) / Shortage (-) of Pupil Places</i>				215	227	232	238	249	254	254	250	238	250	257	
<i>Estimate number of portables</i>				0	0	0	0	0	0	0	0	0	0	0	0	

Total Enrolment	1174	1191	1181	1177	1173	1161	1159	1162	1173	1147	1128
Total Portables	8	10	9	9	9	9	9	9	9	9	9

[What you need to know about the option](#)

Enrolments are based on Oct 31, 2022 Aspen extract.

Ethel Gardiner PS projected to remain above 100% Building Capacity.

Silver Creek PS projected to decline to 60% Building Capacity by 2032.

All development timing are a best estimates. Development phasing may advance or be delayed with updated information.

Estimated number of portables are best estimates of classroom usage and not on building Percent Utilization

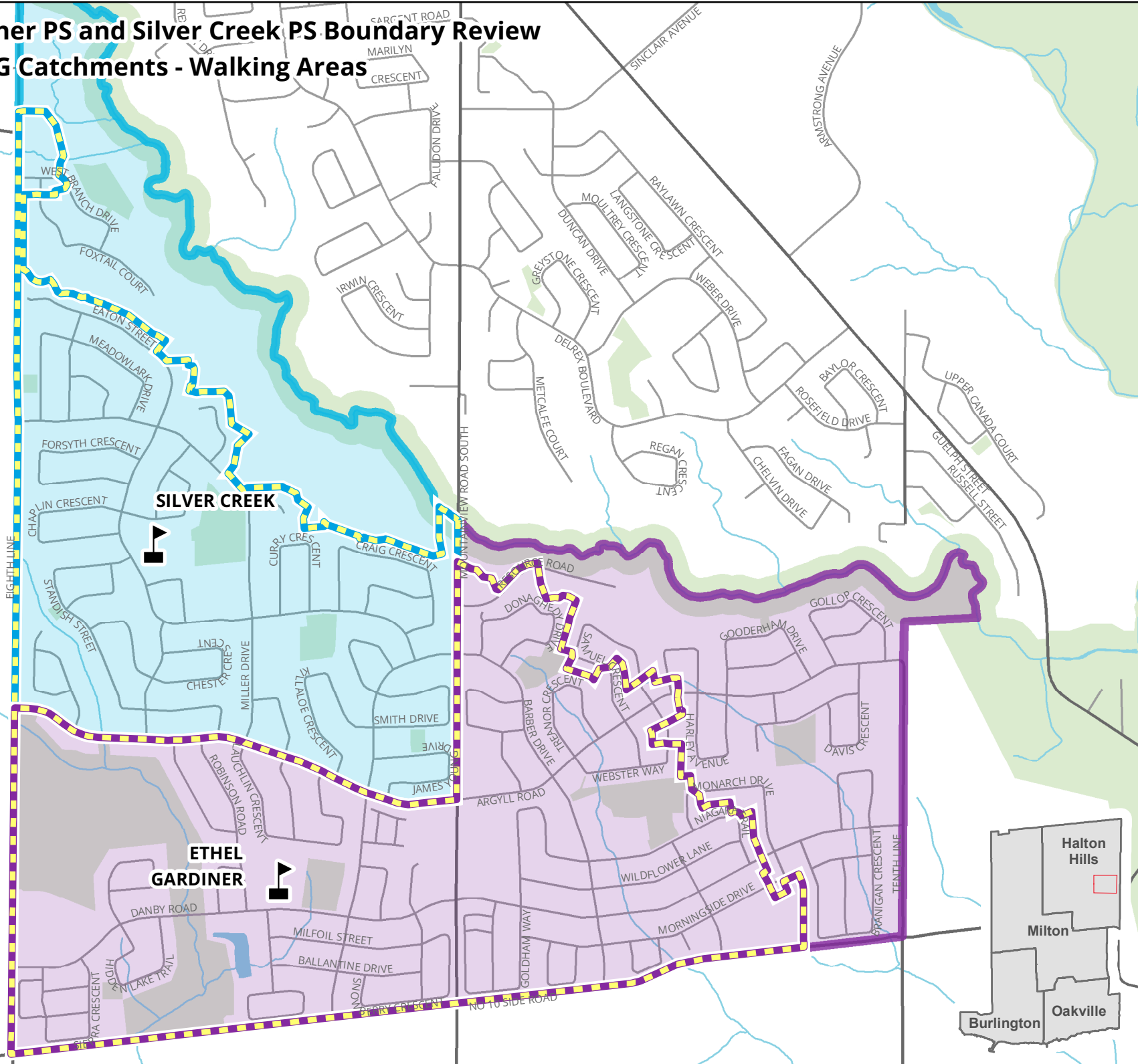
[Implementation](#)

Status quo - no change

Ethel Gardiner PS and Silver Creek PS Boundary Review

Current ENG Catchments - Walking Areas

2022/2023



 
**Areas Not Eligible
For Transportation**

